



VISION, SEEING INFINITY

MACHINE VISION PRODUCT CATALOG

CONTENTS

Company Profile	4
------------------------	---

Product Description

Area Scan Camera

CS Series GigE Area Scan Camera	6
CE Series GigE Area Scan Camera	8
CE Series USB3.0 Area Scan Camera	10
CA Series GigE Area Scan Camera	12
CA Series USB3.0 Area Scan Camera	15
CH Series GigE Area Scan Camera	17
CH Series USB3.0 Area Scan Camera	20
CH Series 10GigE Area Scan Camera	22
CH Series Camera Link Area Scan Camera	24
CH Series CoaXPRESS Area Scan Camera	26

Line Scan Camera

CL Series Line Scan Camera	28
----------------------------	----

Board Level Camera

CB Series Board Level Camera	30
------------------------------	----

Smart Camera

SC7000 Series Smart Camera	32
SC2000 Series Vision Sensor	34
Open Platform Smart Camera	36

Smart Code Reader

ID3000 Series Smart Code Reader	38
ID5000 Series Smart Code Reader	39
ID6000 Series Smart Code Reader	41

3D Camera

Line Laser 3D Camera	42
Binocular 3D Camera	43

Vision Box

VB Series Vision Controller	44
VC3000 Series Vision Controller	45
VC4000 Series Vision Controller	47

Lens

HF-E Series (1/1.8" 6MP)	48
HF-P Series (1/1.8" 10MP)	49
MF Series (2/3" 8MP)	50
KF Series (1.1" 12MP)	51
LF Series (Large Image Circle Lens)	52
High Resolution Telecentric Lens	53

Machine Vision SDK	54
--------------------	----

CodeMaster Code-reading Platform	55
----------------------------------	----



Hangzhou Hikrobot Technology Co.,Ltd.

Hangzhou Hikrobot Technology Co., Ltd. (Hikrobot) is a global manufacturer and supplier of mobile robot and machine vision products. It is committed to continuously promoting the intelligent level of robots and leading the intelligent manufacturing process.

Hikrobot has more than 1,000 employees across the world (by Jul. 2020), of which over 800 are R&D engineers. Supported by its accumulated technology in image sensing, AI, and big data analysis, Hikrobot develops business areas including Mobile Robot, Machine Vision, and drones.

■ Machine Vision

With efforts in industrial vision sensing application and hardware technology, Hikrobot provides customers with leading machine vision products. The products cover industrial camera, 3D camera, lens, vision box, vision controller, industrial smart camera, software platform and related accessory.

Through rigorous EMC, safety and reliability tests, Hikrobot guarantees the high precision, high efficiency and high environmental performance of each product.

The machine vision products are widely used in industrial automation sectors such as consumer electronics, semiconductors and logistics, as a part of the vision applications like positioning guidance, measurement, quality inspection, code reading, OCR, etc. They help users to greatly improve productivity, accuracy and stability.

Area Scan Camera

CS Series GigE Area Scan Camera



Key Features

- Second-generation industrial camera, excellent power consumption design
- A new generation of appearance and structural design that supports installation on four sides
- Implanting rich ISP functions, including lossless compression, noise reduction, CCM, etc.
- GigE interface, with maximum transmission distance up to 100m (without relay)
- Compatible with GigE Vision V2.0 protocol and GenICam standard, and the third-party software
- CE, FCC, RoHS, KC certification



Specifications

Model	Sensor			Pixel Size	Shutter Mode	Resolution	Frame Rate	Data Interface	Mono	Color
	Model	Type	Size							
MV-CS004-106M*	IMX297	CMOS	1/2.9"	6.9µm	Global	720×540	125fps	GigE	✓	
MV-CS004-106C*	IMX297	CMOS	1/2.9"	6.9µm	Global	720×540	125fps	GigE		✓
MV-CS016-106M*	IMX296	CMOS	1/2.9"	3.45µm	Global	1440×1080	65fps	GigE	✓	
MV-CS016-106C*	IMX296	CMOS	1/2.9"	3.45µm	Global	1440×1080	65fps	GigE		✓
MV-CS050-106M*	IMX264	CMOS	2/3"	3.45µm	Global	2448×2048	23.5fps	GigE	✓	
MV-CS050-106C*	IMX264	CMOS	2/3"	3.45µm	Global	2448×2048	23.5fps	GigE		✓
MV-CS060-106M*	IMX178	CMOS	1/1.8"	2.4µm	Rolling	3072×2048	18.8fps	GigE	✓	
MV-CS060-106C*	IMX178	CMOS	1/1.8"	2.4µm	Rolling	3072×2048	18.8fps	GigE		✓
MV-CS200-106M*	IMX183	CMOS	1"	2.4µm	Rolling	5472×3648	5.9fps	GigE	✓	
MV-CS200-106C*	IMX183	CMOS	1"	2.4µm	Rolling	5472×3648	5.9fps	GigE		✓

Notice: * will be released soon.

Model	MV-CS004-106M/C*	MV-CS016-106M/C*	MV-CS050-106M/C*
Parameter			
Exposure Range	Ultra-short exposure mode: 1µs-14µs Normal exposure mode: 15µs-10sec		
Dynamic Range	74dB	71.4dB	72dB
Pixel Format	Mono 8/10/10p/12/12p Bayer 8/10/10p/12/12p		
I/O	6-pin Hirose connector provides power supply and I/O, including opto-isolated input x1, opto-isolated output x1, bi-directional non-isolated I/O x1		
Power Consumption	Approx.2.8W@12VDC	Approx.2.7W@12VDC	Approx.2.9W@12VDC
Power Supply	9-24VDC, supports PoE power supply		
Dimension	29mm×29mm×42mm		
Weight	Approx.100g		
Lens Mount	C-Mount		
Temperature/Humidity	Working temperature -30-60°C, storage temperature -30-70°C, 20%-95%RH without condensation		

Notice: * will be released soon.

Model	MV-CS060-106M/C*	MV-CS200-106M/C*
Parameter		
Exposure Range	26µs-2.5sec	46µs-2.5sec
Dynamic Range	71.3dB	65.5dB
Pixel Format	Mono 8/10/10p/12/12p Bayer 8/10/10p/12/12p	
I/O	6-pin Hirose connector provides power supply and I/O, including opto-isolated input x1, opto-isolated output x1, bi-directional non-isolated I/O x1	
Power Consumption	Approx.2.28W@12VDC	Approx.2.6W@12VDC
Power Supply	9-24VDC, supports PoE power supply	
Dimension	29mm×29mm×42mm	
Weight	Approx.100g	
Lens Mount	C-Mount	
Temperature/Humidity	Working temperature -30-60°C, storage temperature -30-70°C, 20%-95%RH without condensation	

Notice: * will be released soon.



CE Series GigE Area Scan Camera



Key Features

- Adopts high cost-effective sensor, ideal image quality
- Rolling Shutter cameras support Global Reset mode: cooperate with strobe LED light source to obtain images without smear in moving environment
- GigE interface, with maximum transmission distance up to 100m (without relay)
- Compatible with GigE Vision V2.0 protocol and GenICam standard ,and the third-party software
- CE, FCC, RoHS, KC certification



Specifications

Model	Sensor			Pixel Size	Shutter Mode	Resolution	Frame Rate	Data Interface	Mono	Color
	Model	Type	Size							
MV-CE003-20GM	PYTHON	CMOS	1/3.6"	4.8µm	Global	640×480	173fps	GigE	✓	
MV-CE003-20GC	PYTHON	CMOS	1/3.6"	4.8µm	Global	640×480	173fps	GigE		✓
MV-CE013-50GM	RJ33	CCD	1/3"	3.75µm	Global	1280×960	30fps	GigE	✓	
MV-CE013-50GC	RJ33	CCD	1/3"	3.75µm	Global	1280×960	30fps	GigE		✓
MV-CE020-10GC*	IMX290	CMOS	1/2.8"	2.9µm	Rolling	1920×1080	58fps	GigE		✓
MV-CE050-30GM	MT9P031	CMOS	1/2.5"	2.2µm	Rolling	2592×1944	14fps	GigE	✓	
MV-CE050-31GM	AR0521	CMOS	1/2.5"	2.2µm	Rolling	2592×1944	24fps	GigE	✓	
MV-CE050-31GC	AR0521	CMOS	1/2.5"	2.2µm	Rolling	2592×1944	24fps	GigE		✓
MV-CE100-30GM	MT9J003	CMOS	1/2.3"	1.67µm	Rolling	3840×2748	7fps	GigE	✓	
MV-CE100-30GC	MT9J003	CMOS	1/2.3"	1.67µm	Rolling	3840×2748	7fps	GigE		✓
MV-CE100-31GM	MT9J003	CMOS	1/2.3"	1.67µm	Rolling	3840×2748	11.2fps	GigE	✓	
MV-CE120-10GM	IMX226	CMOS	1/1.7"	1.85µm	Rolling	4024×3036	9.6fps	GigE	✓	
MV-CE120-10GC	IMX226	CMOS	1/1.7"	1.85µm	Rolling	4024×3036	9.6fps	GigE		✓
MV-CE200-10GM	IMX183	CMOS	1"	2.4µm	Rolling	5472×3648	5.9fps	GigE	✓	
MV-CE200-10GC	IMX183	CMOS	1"	2.4µm	Rolling	5472×3648	5.9fps	GigE		✓
MV-CE200-11GM	IMX183	CMOS	1"	2.4µm	Rolling	5472×3648	5.9fps	GigE	✓	


Notice:* will be released soon.

Model	MV-CE003-20GM/C	MV-CE013-50GM/C	MV-CE020-10GC*	MV-CE050-30GM	MV-CE050--31GM/C
Exposure Range	42µs-10sec	34µs-1sec	15µs-2sec	34µs-1sec	21µs-1sec
Dynamic Range	59dB	60dB	74dB	60dB	63dB
Pixel Format	Mono 8/10/10p/12/12p Bayer 8/10/10p/12/12p	Mono 8/10/10p/12/12p Bayer 8/10/10p/12/12p	Bayer 8/10/10p/12/12p	Mono 8/10/10p/12/12p	Mono 8/10/10p/12/12p Bayer 8/10/10p/12/12p
I/O	6-pin Hirose connector provides power supply and I/O, including opto-isolated input x1, opto-isolated output x1, bi-directional non-isolated I/O x1				
Power Consumption	Approx.3.0W@12VDC	Approx.2.6W@12VDC	Approx.2.4W@12VDC	Approx.2.75W@12VDC	Approx.2.4W@12VDC
Power Supply	12VDC, supports PoE power supply	12VDC, supports PoE power supply	9-24VDC, supports PoE power supply	12VDC, supports PoE power supply	9-24VDC, supports PoE power supply
Dimension	29mm×29mm×42mm				
Weight	Approx.68g				
Lens Mount	C-Mount				
Temperature/Humidity	Working temperature 0-50°C, storage temperature -30-70°C, 20%-80%RH without condensation				


Notice:* will be released soon.

Model	MV-CE100-30GM/C	MV-CE100-31GM	MV-CE120-10GM/C	MV-CE200-10GM/C	MV-CE200-11GM
Exposure Range	50µs-2sec	26µs-1sec	34µs-2sec	46µs-2.5sec	46µs-2.5sec
Dynamic Range	65dB	65dB	70.5dB	65.5dB	65.5dB
Pixel Format	Mono 8/10/10p/12/12p Bayer 8/10/10p/12/12p	Mono 8/10/10p/12/12p	Mono 8/10/10p/12/12p Bayer 8/10/10p/12/12p	Mono 8/10/10p/12/12p Bayer 8/10/10p/12/12p	Mono 8/10/10p/12/12p
I/O	6-pin Hirose connector provides power supply and I/O, including opto-isolated input x1, opto-isolated output x1, bi-directional non-isolated I/O x1				
Power Consumption	Approx.2.6W@12VDC	Approx.2.6W@12VDC	M:Approx.2.7W@12VDC C:Approx.3.0W@12VDC	M:Approx.3.1W@12VDC C:Approx.3.5W@12VDC	Approx.2.9W@12VDC
Power Supply	12VDC, supports PoE power supply	12VDC, supports PoE power supply	12VDC, supports PoE power supply	12VDC, supports PoE power supply	9-24VDC, supports PoE power supply
Dimension	29mm×29mm×42mm	29mm×29mm×42mm	29mm×29mm×42mm	29mm×44mm×59mm	29mm×29mm×42mm
Weight	Approx.68g	Approx.68g	Approx.68g	Approx.100g	Approx.68g
Lens Mount	C-Mount				
Temperature/Humidity	Working temperature 0-50°C, storage temperature -30-70°C, 20%-80%RH without condensation				

Notice:* will be released soon.



29*29*42 structure



44*29*59 structure

CE Series USB3.0 Area Scan Camera



Key Features

- Adopts high cost-effective sensor, ideal image quality.
- Rolling Shutter cameras support Global Reset mode: cooperate with strobe LED light source to obtain images without smear in moving environment.
- USB 3.0 interface, support USB power supply, body lock screw holes to improve installation stability.
- Compatible with USB3 Vision Protocol, GenICam standard, and the third-party software.
- CE, FCC, RoHS, KC certification.




Specifications


Model	Sensor			Pixel Size	Shutter Mode	Resolution	Frame Rate	Data Interface	Mono	Color
	Model	Type	Size							
MV-CE013-50UM	RJ33	CCD	1/3"	3.75µm	Global	1280×960	30fps	USB3.0	✓	
MV-CE013-50UC	RJ33	CCD	1/3"	3.75µm	Global	1280×960	30fps	USB3.0		✓
MV-CE013-80UM	SS	CMOS	1/2.7"	4.0µm	Global	1280×1024	150fps	USB3.0	✓	
MV-CE050-30UM	AR0521	CMOS	1/2.5"	2.2µm	Rolling	2592×1944	31fps	USB3.0	✓	
MV-CE050-30UC	AR0521	CMOS	1/2.5"	2.2µm	Rolling	2592×1944	31fps	USB3.0		✓
MV-CE060-10UM	IMX178	CMOS	1/1.8"	2.4µm	Rolling	3072×2048	42.7fps	USB3.0	✓	
MV-CE060-10UC	IMX178	CMOS	1/1.8"	2.4µm	Rolling	3072×2048	42.7fps	USB3.0		✓
MV-CE120-10UM	IMX226	CMOS	1/1.7"	1.85µm	Rolling	4000×3036	30fps	USB3.0	✓	
MV-CE120-10UC	IMX226	CMOS	1/1.7"	1.85µm	Rolling	4000×3036	30fps	USB3.0		✓
MV-CE200-10UM	IMX183	CMOS	1"	2.4µm	Rolling	5472×3648	14fps	USB3.0	✓	
MV-CE200-10UC	IMX183	CMOS	1"	2.4µm	Rolling	5472×3648	14fps	USB3.0		✓
MV-CE200-11UM	IMX183	CMOS	1"	2.4µm	Rolling	5472×3648	14fps	USB3.0	✓	

Parameter	Model	MV-CE013-50UM/C	MV-CE013-80UM	MV-CE050-30UM/C
Exposure Range		10µs-1sec	30µs-10sec	M:28µs-1sec C:16µs-1sec
Dynamic Range		60dB		
Pixel Format		Mono 8/10/10p/12/12p Bayer 8/10/10p/12/12p	Mono 8/10/10p/12/12p	Mono 8/10/10p/12/12p Bayer 8/10/10p/12/12p
I/O		6-pin Hirose connector provides power supply and I/O, including opto-isolated input x1, opto-isolated output x1, bi-directional non-isolated I/O x1		
Power Consumption		Approx.2.7W@5VDC	Approx.1.93W@5VDC	Approx.2.5W@5VDC
Power Supply		12VDC, supports USB3.0 power supply	12VDC, supports USB3.0 power supply	M:9-24VDC C:12VDC, supports USB3.0 power supply
Dimension		29mm×44mm×59mm	29mm×29mm×30mm	29mm×29mm×30mm
Weight		Approx.100g	Approx.56g	M:Approx.80g C:Approx.56g
Lens Mount		C-Mount		
Temperature/Humidity		Working temperature 0-50°C, storage temperature -30-70°C, 20%-80%RH without condensation		


Parameter	Model	MV-CE060-10UM/C	MV-CE120-10UM/C	MV-CE200-10UM/C	MV-CE200-11UM
Exposure Range		M:16µs-1sec C:24µs-1sec	10µs-500ms	M:19µs-1sec C:44µs-1sec	19µs-1sec
Dynamic Range		71.3dB	70.5dB	65.5dB	65.5dB
Pixel Format		Mono 8/10/10p/12/12p Bayer 8/10/10p/12/12p	Mono 8/10/10p/12/12p Bayer 8/10/10p/12/12p	Mono 8/10/10p/12/12p Bayer 8/10/10p/12/12p	Mono 8/10/10p/12/12p
I/O		6-pin Hirose connector provides power supply and I/O, including opto-isolated input x1, opto-isolated output x1, bi-directional non-isolated I/O x1			
Power Consumption		Approx.2.7W@5VDC	M:Approx.3.18 W@5VDC C:Approx.3.42 W@5VDC	Approx.2.83W@5VDC	Approx.2.83W@5VDC
Power Supply		12VDC, supports USB3.0 power supply	9-24VDC, supports USB3.0 power supply	12VDC, supports USB3.0 power supply	9-24VDC, supports USB3.0 power supply
Dimension		29mm×29mm×30mm	29mm×29mm×30mm	29mm×44mm×59mm	29mm×29mm×30mm
Weight		Approx.56g	Approx.80g	Approx.100g	Approx.80g
Lens Mount		C-Mount			
Temperature/Humidity		Working temperature 0-50°C, storage temperature -30-70°C, 20%-80%RH without condensation			



29*29*30 structure



29*29*30 structure



44*29*59 structure

CA Series GigE Area Scan Camera



Key Features

- Based on the global shutter sensor, covering the needs of mainstream applications
- Support customizing ROI to improve frame rate by lowering resolution, and support mirror output
- Support Binning mode, which improves the camera sensitivity
- GigE interface, with maximum transmission distance up to 100m (without relay)
- Compatible with GigE Vision V2.0 protocol and GenICam standard, and the third-party software
- CE, FCC, RoHS, KC certification



Specifications

Model	Sensor			Pixel Size	Shutter Mode	Resolution	Frame Rate	Data Interface	Mono	Color
	Model	Type	Size							
MV-CA003-20GM	PYTHON300	CMOS	1/4"	4.8µm	Global	672×512	344fps	GigE	√	
MV-CA003-20GC	PYTHON300	CMOS	1/4"	4.8µm	Global	672×512	336fps	GigE		√
MV-CA003-50GM	RJ33	CCD	1/3"	7.4µm	Global	640×480	200fps	GigE	√	
MV-CA004-10GM	IMX287	CMOS	1/2.9"	6.9µm	Global	720×540	312.9fps	GigE	√	
MV-CA004-10GC	IMX287	CMOS	1/2.9"	6.9µm	Global	720×540	312.9fps	GigE		√
MV-CA005-20GM	PYTHON480	CMOS	1/3.6"	4.8µm	Global	808×608	116fps	GigE	√	
MV-CA005-20GC	PYTHON480	CMOS	1/3.6"	4.8µm	Global	808×608	116fps	GigE		√
MV-CA013-20GM	PYTHON1300	CMOS	1/2"	4.8µm	Global	1280×1024	90fps	GigE	√	
MV-CA013-20GC	PYTHON1300	CMOS	1/2"	4.8µm	Global	1280×1024	90fps	GigE		√
MV-CA016-10GM	IMX273	CMOS	1/2.9"	3.45µm	Global	1440×1080	78.2fps	GigE	√	
MV-CA016-10GC	IMX273	CMOS	1/2.9"	3.45µm	Global	1440×1080	78.2fps	GigE		√
MV-CA020-10GM*	IMX430	CMOS	1/1.7"	4.5µm	Global	1624×1240	60fps	GigE	√	
MV-CA020-10GC*	IMX430	CMOS	1/1.7"	4.5µm	Global	1624×1240	60fps	GigE		√
MV-CA020-20GM	PYTHON2000	CMOS	2/3"	4.8µm	Global	1920×1200	52.7fps	GigE	√	
MV-CA020-20GC	PYTHON2000	CMOS	2/3"	4.8µm	Global	1920×1200	52.7fps	GigE		√
MV-CA023-10GM	IMX249	CMOS	1/1.2"	5.86µm	Global	1920×1200	41fps	GigE	√	
MV-CA023-10GC	IMX249	CMOS	1/1.2"	5.86µm	Global	1920×1200	41fps	GigE		√
MV-CA032-10GM	IMX265	CMOS	1/1.8"	3.45µm	Global	2048×1536	37.5fps	GigE	√	
MV-CA032-10GC	IMX265	CMOS	1/1.8"	3.45µm	Global	2048×1536	37.5fps	GigE		√
MV-CA050-10GM	IMX264	CMOS	2/3"	3.45µm	Global	2448×2048	23.5fps	GigE	√	
MV-CA050-10GC	IMX264	CMOS	2/3"	3.45µm	Global	2448×2048	23.5fps	GigE		√
MV-CA050-20GM	PYTHON5000	CMOS	1"	4.8µm	Global	2592×2048	22fps	GigE	√	
MV-CA050-20GC	PYTHON5000	CMOS	1"	4.8µm	Global	2592×2048	22fps	GigE		√
MV-CA050-20GN	PYTHON5000	CMOS	1"	4.8µm	Global	2592×2048	22fps	GigE	√	
MV-CA060-11GM	IMX178	CMOS	1/1.8"	2.4µm	Rolling	3072×2048	17fps	GigE	√	
MV-CA060-10GC	IMX178	CMOS	1/1.8"	2.4µm	Rolling	3072×2048	17fps	GigE		√

Note: N= Infrared enhancement model
* will be released soon.

Parameter	Model	MV-CA003-20GM/C	MV-CA003-50GM	MV-CA004-10GM/C
Exposure Range		M: 49µs-10sec C: 40µs-10sec	20µs-1sec	1µs-10sec
Dynamic Range		59dB	52dB	74dB
Pixel Format		Mono 8/10/10p/12/12p Bayer 8/10/10p/12/12p	Mono 8/10/10p/12/12p	Mono 8/10/10p/12/12p Bayer 8/10/10p/12/12p
GPIO		6-pin Hirose connector provides power supply and I/O, including opto-isolated input x1, opto-isolated output x1, bi-directional non-isolated I/O x1		
Power Consumption		Approx.2.6W@12VDC	Approx.3.6W@12VDC	Approx.3.1W@12VDC
Power Supply		12VDC, supports PoE power supply	12VDC, supports PoE power supply	9-24 VDC, supports PoE power supply
Dimension		29mm×29mm×42mm		
Weight		Approx.68g		
Lens Mount		C-Mount		
Temperature/Humidity		Working temperature 0-50°C, storage temperature -30-70°C, 20%-80%RH without condensation		

Parameter	Model	MV-CA005-20GM/C	MV-CA013-20GM/C	MV-CA016-10GM/C
Exposure Range		42µs-10sec	M/N: 38µs-10sec C: 62µs-10sec	1µs-10sec
Dynamic Range		59dB	59.6dB	71.4dB
Pixel Format		Mono 8/10/10p/12/12p Bayer 8/10/10p/12/12p	Mono 8/10/10p/12/12p Bayer 8/10/10p/12/12p	Mono 8/10/10p/12/12p Bayer 8/10/10p/12/12p
GPIO		6-pin Hirose connector provides power supply and I/O, including opto-isolated input x1, opto-isolated output x1, bi-directional non-isolated I/O x1		
Power Consumption		Approx.3.0W@12VDC	Approx.2.7W@12VDC	Approx.3.0W@12VDC
Power Supply		12VDC, supports PoE power supply	12VDC, supports PoE power supply	9-24 VDC, supports PoE power supply
Dimension		29mm×29mm×42mm		
Weight		Approx.68g		
Lens Mount		C-Mount		
Temperature/Humidity		Working temperature 0-50°C, storage temperature -30-70°C, 20%-80%RH without condensation		

Parameter	Model	MV-CA020-10GM/C*	MV-CA020-20GM/C	MV-CA023-10GM/C
Exposure Range		1µs-10sec	59µs-10sec	34µs-10sec
Dynamic Range		72.08dB	57.9dB	70dB
Pixel Format		Mono 8/10/10p/12/12p Bayer 8/10/10p/12/12p	Mono 8/10/10p/12/12p Bayer 8/10/10p/12/12p	Mono 8/10/10p/12/12p Bayer 8/10/10p/12/12p
GPIO		6-pin Hirose connector provides power supply and I/O, including opto-isolated input x1, opto-isolated output x1, bi-directional non-isolated I/O x1		
Power Consumption		M: Approx.3.27W@12VDC C: Approx.3.6W@12VDC	Approx.2.9W@12VDC	M: Approx.2.9W@12VDC C: Approx.3.1W@12VDC
Power Supply		9-24VDC, supports PoE power supply	12VDC, supports PoE power supply	12VDC, supports PoE power supply
Dimension		29mm×29mm×42mm		
Weight		Approx.68g		
Lens Mount		C-Mount		
Temperature/Humidity		Working temperature 0-50°C, storage temperature -30-70°C, 20%-80%RH without condensation		

Notice: * will be released soon.

Parameter	Model	MV-CA032-10GM/C	MV-CA050-10GM/C	MV-CA050-20GM/C/N	MV-CA060-10GC MV-CA060-11GM
Exposure Range		Ultra-short exposure mode: 1μs-14μs Normal exposure mode: 15μs-10sec	Ultra-short exposure mode: 1μs-14μs Normal exposure mode: 15μs-10sec	65μs-10sec	27μs-2.5sec
Dynamic Range		73dB	72dB	57.5dB	71.3dB
Pixel Format		Mono 8/10/10p/12/12p Bayer 8/10/10p/12/12p			
I/O		6-pin Hirose connector provides power supply and I/, including opto-isolated input x1, opto-isolated output x1, bi-directional non-isolated I/O x1			
Power Consumption		M: Approx.3.2W@12VDC C: Approx.3.5W@12VDC	M: Approx.3.2W@12VDC C: Approx.3.1W@12VDC	Approx.3.3W@12VDC	M: Approx.2.5W@12VDC C: Approx.3.5W@12VDC
Power Supply		12VDC, supports PoE power supply			
Dimension		29mm×29mm×42mm			
Weight		Approx.68g			
Lens Mount		C-Mount			
Temperature/Humidity		Working temperature 0-50°C, storage temperature -30-70°C, 20%-80%RH without condensation			



CA Series USB3.0 Area Scan Camera

Key Features

- Based on the global shutter sensor, covering the needs of mainstream applications
- Support customizing ROI to improve frame rate by lowering resolution, and support mirror output
- Support Binning mode, which improves the camera sensitivity
- USB 3.0 interface, support USB power supply, body screw holes improve installation stability
- Compatible with USB3 Vision Protocol, GenICam standard, and the third-party software
- CE, FCC, RoHS, KC certification



Specifications


Model	Sensor			Pixel Size	Shutter Mode	Resolution	Frame Rate	Data Interface	Mono	Color
	Model	Type	Size							
MV-CA003-21UM	PYTHON300	CMOS	1/4"	4.8μm	Global	640×480	814fps	USB3.0	✓	
MV-CA003-21UC	PYTHON300	CMOS	1/4"	4.8μm	Global	640×480	814fps	USB3.0		✓
MV-CA004-10UM	IMX287	CMOS	1/2.9"	6.9μm	Global	720×540	523.5fps	USB3.0	✓	
MV-CA004-10UC	IMX287	CMOS	1/2.9"	6.9μm	Global	720×540	523.5fps	USB3.0		✓
MV-CA013-21UM	PYTHON1300	CMOS	1/2"	4.8μm	Global	1280×1024	210fps	USB3.0	✓	
MV-CA013-21UC	PYTHON1300	CMOS	1/2"	4.8μm	Global	1280×1024	210fps	USB3.0		✓
MV-CA016-10UM	IMX273	CMOS	1/2.9"	3.45μm	Global	1440×1080	166fps	USB3.0	✓	
MV-CA016-10UC	IMX273	CMOS	1/2.9"	3.45μm	Global	1440×1080	166fps	USB3.0		✓
MV-CA020-10UM *	IMX430	CMOS	1/1.7"	4.5μm	Global	1624×1240	89.1fps	USB3.0	✓	
MV-CA020-10UC *	IMX430	CMOS	1/1.7"	4.5μm	Global	1624×1240	89.1fps	USB3.0		✓
MV-CA023-10UM	IMX249	CMOS	1/1.2"	5.86μm	Global	1920×1200	41fps	USB3.0	✓	
MV-CA023-10UC	IMX249	CMOS	1/1.2"	5.86μm	Global	1920×1200	40fps	USB3.0		✓
MV-CA050-11UM	IMX264	CMOS	2/3"	3.45μm	Global	2448×2048	35fps	USB3.0	✓	
MV-CA050-11UC	IMX264	CMOS	2/3"	3.45μm	Global	2448×2048	35fps	USB3.0		✓
MV-CA050-20UM	PYTHON5000	CMOS	1"	4.8μm	Global	2592×2048	60fps	USB3.0	✓	
MV-CA050-20UC	PYTHON5000	CMOS	1"	4.8μm	Global	2592×2048	60fps	USB3.0		✓

Notice: * will be released soon.


Parameter	Model	MV-CA003-21UM/C	MV-CA004-10UM/C	MV-CA013-21UM/C	MV-CA016-10UM/C
Exposure Range		40μs-10sec	1μs-10sec	M: 40μs-10sec C: 65μs-10sec	16μs-10sec
Dynamic Range		59dB	74dB	59.6dB	71dB
Pixel Format		Mono 8/10/10p/12/12p Bayer 8/10/10p/12/12p			
I/O		6-pin Hirose connector provides power supply and I/O, including opto-isolated input x1, opto-isolated output x1, bi-directional non-isolated I/O x1			
Power Consumption		Approx.3.3W@5VDC	Approx.3.0W@5VDC	Approx.3.0W@5VDC	Approx.2.8W@5VDC
Power Supply		12 VDC, supports USB3.0 power supply	9-24VDC, supports USB3.0 power supply	12 VDC, supports USB3.0 power supply	12 VDC, supports USB3.0 power supply
Dimension		29mm×29mm×30mm			
Weight		Approx.56g	Approx.80g	Approx.56g	Approx.56g
Lens Mount		C-Mount			
Temperature/Humidity		Working temperature 0- 50°C, storage temperature -30-70°C, 20%-80%RH without condensation			

Model	MV-CA020-10UM/C*	MV-CA023-10UM/C	MV-CA050-11UM/C	MV-CA050-20UM/C
Exposure Range	1μs-10sec	34μs-10sec	50μs-10sec	59μs-10sec
Dynamic Range	75.4dB	70dB	72dB	57.5dB
Pixel Format	Mono 8/10/10p/12/12p Bayer 8/10/10p/12/12p			
I/O	6-pin Hirose connector provides power supply and I/O, including opto-isolated input x1, opto-isolated output x1, bi-directional non-isolated I/O x1			
Power Consumption	Approx.3.2W@5VDC	Approx.2.52W@5VDC	Approx.2.8W@5VDC	Approx.3.5W@5VDC
Power Supply	9-24 VDC	12VDC	12VDC	12VDC
Dimension	29mm×29mm×30mm			
Weight	Approx.80g	Approx.56g	Approx.56g	Approx.56g
Lens Mount	C-Mount			
Temperature/Humidity	Working temperature 0- 50°C, storage temperature -30-70°C, 20%-80%RH without condensation			

Notice: * will be released soon.



29*29*30 structure



29*29*30 structure

CH Series GigE Area Scan Camera

Key Features

- Equipped with excellent image sensor. High dynamic range, superior signal-to-noise ratio and outstanding image quality
- Implanting powerful ISP algorithms such as PRNUC/FPNC and LSC to ensure imaging consistency
- Class 100 purification process control. Quality control leads in industry
- GigE interface, with maximum transmission distance up to 100m (without relay)
- Compatible with GigE Vision V2.0 protocol and GenICam standard, and the third-party software
- CE, FCC, RoHS, KC certification



Specifications

Model	Sensor			Pixel Size	Shutter Mode	Resolution	Frame Rate	Data Interface	Mono	Color
	Model	Type	Size							
MV-CH089-10GM	IMX267	CMOS	1"	3.45μm	Global	4096×2160	13fps	GigE	√	
MV-CH089-10GC	IMX267	CMOS	1"	3.45μm	Global	4096×2160	13fps	GigE		√
MV-CH120-10GM	IMX304	CMOS	1.1"	3.45μm	Global	4096×3000	9.4fps	GigE	√	
MV-CH120-10GC	IMX304	CMOS	1.1"	3.45μm	Global	4096×3000	9.4fps	GigE		√
MV-CH120-11GM*	IMX304	CMOS	1.1"	3.45μm	Global	4096×3000	9.4fps	GigE	√	
MV-CH120-20GM*	XGS12000	CMOS	1"	3.2μm	Global	4096×3072	9.5fps	GigE	√	
MV-CH250-216M	PYTHON25K	CMOS	23mm×23mm	4.5μm	Global	5120×5120	4.6fps	GigE	√	
MV-CH250-216C	PYTHON25K	CMOS	23mm×23mm	4.5μm	Global	5120×5120	4.6fps	GigE		√
MV-CH250-90GM	GMAX0505	CMOS	1.1"	2.5μm	Global	5120×5120	4.5fps	GigE	√	
MV-CH250-90GN*	GMAX0505	CMOS	1.1"	2.5μm	Global	5120×5120	4.5fps	GigE	√	
MV-CH310-10GM*	IMX342	CMOS	22.3mm×16.7mm	3.45μm	Global	6464×4852	3.9fps	GigE	√	
MV-CH310-10GC*	IMX342	CMOS	22.3mm×16.7mm	3.45μm	Global	6464×4852	3.9fps	GigE		√



Notice: * will be released soon.

Parameter	Model	MV-CH089-10GM/C	MV-CH120-10GM/C	MV-CH120-11GM*
Exposure Range		Ultra-short exposure mode: 1μs-14μs Normal exposure mode: 15μs-10sec		
Dynamic Range		72.5dB	72.2dB	72.2dB
Pixel Format		Mono 8/10/10p/12/12p Bayer 8/10/10p/12/12p	Mono 8/10/10p/12/12p Bayer 8/10/10p/12/12p	Mono 8/10/10p/12/12p
I/O		6-pin Hirose connector provides power supply and I/O, including opto-isolated input x1, opto-isolated output x1, bi-directional non-isolated I/O x1		
Power Consumption		M: Approx.3.5W@12VDC C: Approx.3.8W@12VDC	M: Approx.4.3W@12VDC C: Approx.4.6W@12VDC	Approx.4.22W@12VDC
Power Supply		12VDC, supports PoE power supply	12VDC, supports PoE power supply	9-24VDC, supports PoE power supply
Dimension		29mm×44mm×59mm	29mm×44mm×59mm	29mm×29mm×42mm
Weight		Approx.100g	Approx.100g	Approx.68g
Lens Mount		C-Mount		
Temperature/Humidity		Working temperature 0-50°C, storage temperature -30-70°C, 20%-80%RH without condensation		

Notice: * will be released soon.

Parameter	Model	MV-CH120-20GM*	MV-CH250-21GM/C	MV-CH250-90GM/N*	MV-CH310-10GM/C*
Exposure Range		67μs-10sec	80μs-10sec	12μs-10sec	Ultra-short exposure mode: 3μs-33μs Normal exposure mode: 36μs-2sec
Dynamic Range		68dB	58dB	63dB	73dB
Pixel Format		Mono 8/10/10p/12/12p	Mono 8/10/10p/12/12p Bayer 8/10/10p/12/12p	Mono 8/10/10p/12/12p	Mono 8/10/10p/12/12p Bayer 8/10/10p/12/12p
I/O		6-pin Hirose connector provides power supply and I/O, including opto-isolated input x1, opto-isolated output x1, bi-directional non-isolated I/O x1	12-pin Hirose connector provides power supply and I/O, including opto-isolated input x1, opto-isolated output x1, bi-directional non-isolated I/O x1, RS232 x1	6-pin Hirose connector provides power supply and I/O, including opto-isolated input x1, opto-isolated output x1, bi-directional non-isolated I/O x1	12-pin Hirose connector provides power supply and I/O, including opto-isolated input x1, opto-isolated output x1, bi-directional non-isolated I/O x1, RS232 x1
Power Consumption		Approx.4W@12VDC	M: Approx.6.7W@12VDC C: Approx.7.8W@12VDC	Approx. 3.6W@12VDC	Approx.9W@12VDC
Power Supply		9-24VDC, supports PoE power supply	12VDC	12VDC, supports PoE power supply	9-24VDC
Dimension		29mm×29mm×42mm	M58-Mount, with fan: 74mm×74mm×72.7mm F-Mount, with fan: 74mm×74mm×78.7mm	29mm×44mm×59mm	M58-Mount, with fan: 74mm×74mm×74.3mm F-Mount, with fan: 74mm×74mm×80.1mm
Weight		Approx.68g	M58-Mount, with fan: Approx.450g F-Mount, with fan: Approx.600g	Approx.100g	M58-Mount, with fan: Approx.450g F-Mount, with fan: Approx.600g
Lens Mount		C-Mount	M58*0.75, optical back focal length 11.48mm F-Mount, optical back focal length 46.5mm	C-Mount	M58*0.75, optical back focal length 11.48mm F-Mount, optical back focal length 46.5mm
Temperature/Humidity		Working temperature 0-50°C, storage temperature -30-70°C, 20%-80%RH without condensation	Working temperature 0-50°C, storage temperature -30-70°C, 20%-95%RH without condensation	Working temperature 0-50°C, storage temperature -30-70°C, 20%-80%RH without condensation	Working temperature 0-50°C, storage temperature -30-70°C, 20%-95%RH without condensation

Notice: * will be released soon.



Model	A(mm)
MV-CH250-21GM/C	72.7
MV-CH310-10GM/C	74.3



Model	B(mm)
MV-CH250-21GM/C	78.7
MV-CH310-10GM/C	80.1



CH Series USB3.0 Area Scan Camera



Key Features

- Equipped with excellent image sensor. High dynamic range, superior signal-to-noise ratio and outstanding image quality
- Implanting powerful ISP algorithms such as PRNUC/FPNC and LSC to ensure imaging consistency
- Class 100 purification process control. Quality control leads in industry
- USB 3.0 interface, support USB power supply, body screw holes improve installation stability
- Compatible with USB3 Vision Protocol, GenICam standard, and the third-party software
- CE, FCC, RoHS, KC certification



Specifications

Model	Sensor			Pixel Size	Shutter Mode	Resolution	Frame Rate	Data Interface	Mono	Color
	Model	Type	Size							
MV-CH050-10UM	IMX250	CMOS	2/3"	3.45μm	Global	2448×2048	74fps	USB3.0	✓	
MV-CH050-10UC	IMX250	CMOS	2/3"	3.45μm	Global	2448×2048	74fps	USB3.0		✓
MV-CH050-10UP*	IMX250	CMOS	2/3"	3.45μm	Global	2448×2048	74fps	USB3.0	✓	
MV-CH089-10UM	IMX267	CMOS	1"	3.45μm	Global	4096×2160	32fps	USB3.0	✓	
MV-CH089-10UC	IMX267	CMOS	1"	3.45μm	Global	4096×2160	32fps	USB3.0		✓
MV-CH120-10UM	IMX304	CMOS	1.1"	3.45μm	Global	4096×3000	23fps	USB3.0	✓	
MV-CH120-10UC	IMX304	CMOS	1.1"	3.45μm	Global	4096×3000	23fps	USB3.0		✓
MV-CH120-20UM*	XGS12000	CMOS	1"	3.2μm	Global	4096×3072	30fps	USB3.0	✓	


Notice:* will be released soon.

Parameter	Model	MV-CH050-10UM/C/P*	MV-CH089-10UM/C
Exposure Range		15μs-10sec	50μs-10sec
Dynamic Range		75.4dB	72.5dB
Pixel Format		Mono 8/10/10p/12/12p Bayer 8/10/10p/12/12p	Mono 8/10/10p/12/12p Bayer 8/10/10p/12/12p
GPIO		6-pin Hirose connector provides power supply and I/O, including opto-isolated input x1, opto-isolated output x1, bi-directional non-isolated I/O x1	
Power Consumption		Approx.3.5W@5VDC	Approx.3.27W@5VDC
Power Supply		9-24 VDC, supports USB3.0 power supply	12 VDC, supports USB3.0 power supply
Dimension		29mm×29mm×30mm	44mm×29mm×59mm
Weight		Approx.80g	Approx.100g
Lens Mount		C-Mount	
Temperature/Humidity		Working temperature 0-50°C, storage temperature -30-70°C, 20%-80%RH without condensation	

Notice:* will be released soon.

Parameter	Model	MV-CH120-10UM/C	MV-CH120-20UM*
Exposure Range		50μs-10sec	67μs - 10sec
Dynamic Range		72.2dB	68dB
Pixel Format		Mono 8/10/10p/12/12p Bayer 8/10/10p/12/12p	Mono 8/10/10p/12/12p Bayer 8/10/10p/12/12p
GPIO		6-pin Hirose connector provides power supply and I/O, including opto-isolated input x1, opto-isolated output x1, bi-directional non-isolated I/O x1	
Power Consumption		Approx.3.5W@5VDC	
Power Supply		12 VDC, supports USB3.0 power supply	
Dimension		44mm×29mm×59mm	
Weight		Approx.100g	
Lens Mount		C-Mount	
Temperature/Humidity		Working temperature 0-50°C, storage temperature -30-70°C, 20%-80%RH without condensation	

Notice:* will be released soon.



CH Series 10 GigE Area Scan Camera



Key Features

- Equipped with excellent image sensor. High dynamic range, superior signal-to-noise ratio and outstanding image quality
- Implanting powerful ISP algorithms such as PRNUC/FPNC and LSC to ensure imaging consistency
- Class 100 purification process control. Quality control leads in industry
- The highly cost-effective 10GigE high-speed transmission solution is backward compatible with Gigabit network. Work with Cat 6 or Cat 6a Ethernet cables
- Compatible with GigE Vision V2.0 protocol and GenICam standard, and the third-party software
- CE, FCC, RoHS, KC certification



Specifications

Model	Sensor			Pixel Size	Shutter Mode	Resolution	Frame Rate	Data Interface	Mono	Color
	Model	Type	Size							
MV-CH120-10TM	IMX253	CMOS	1.1"	3.45μm	Global	4096×3000	68fps	10 GigE	✓	
MV-CH120-10TC*	IMX253	CMOS	1.1"	3.45μm	Global	4096×3000	68fps	10 GigE		✓
MV-CH250-21TM	PYTHON25K	CMOS	23mm×23mm	4.5μm	Global	5120×5120	40fps	10 GigE	✓	
MV-CH250-20TC	PYTHON25K	CMOS	23mm×23mm	4.5μm	Global	5120×5120	40fps	10 GigE		✓
MV-CH310-10TM*	IMX342	CMOS	22.3mm×16.7mm	3.45μm	Global	6464×4852	17fps	10 GigE	✓	
MV-CH650-90TM*	GMAX3265	CMOS	29.9mm×22.4mm	3.2μm	Global	9216×7000	18fps	10 GigE	✓	

Notice: * will be released soon.

Parameter	Model	MV-CH120-10TM/C*	MV-CH250-21TM MV-CH250-20TC
Exposure Range		2μs-10sec	45μs-10sec
Dynamic Range		71.6dB	58dB
Pixel Format		Mono 8/10/10p/12/12p Bayer 8/10/10p/12/12p	
I/O		12-pin Hirose connector provides power supply and I/O, including opto-isolated input x1, opto-isolated output x1, bi-directional non-isolated I/O x1, RS232 x1	
Power Consumption		Approx.11W@12VDC	Approx.14W@12VDC
Power Supply		9-24VDC	
Dimension		M58-Mount, with fan: 74mm×74mm×72.4mm F-Mount, with fan: 74mm×74mm×78.4mm	M58-Mount, with fan: 74mm×74mm×72.7mm F-Mount, with fan: 74mm×74mm×78.7mm
Weight		M58-Mount, with fan: Approx.450g F-Mount, with fan: Approx.600g	
Lens Mount		M58*0.75, optical back focal length 11.48mm or F-Mount, optical back focal length 46.5mm	
Temperature/Humidity		Working temperature 0-50°C, storage temperature -30-70°C, 20%-95%RH without condensation	

Notice: * will be released soon.

Parameter	Model	MV-CH310-10TM*	MV-CH650-90TM*
Exposure Range		1μs-10sec	14μs-10sec
Dynamic Range		73dB	66dB
Pixel Format		Mono 8/10/10p/12/12p	
I/O		12-pin Hirose connector provides power supply and I/O, including opto-isolated input x1, opto-isolated output x1, bi-directional non-isolated I/O x1, RS232 x1	
Power Consumption		Approx.15W@12VDC	Approx.14W@12VDC
Power Supply		9-24VDC	
Dimension		M58-Mount, with fan: 74mm×74mm×72.7mm F-Mount, with fan: 74mm×74mm×78.7mm	
Weight		M58-Mount, with fan: Approx.450g F-Mount, with fan: Approx.600g	
Lens Mount		M58*0.75, optical back focal length 11.48mm or F-Mount, optical back focal length 46.5mm	
Temperature/Humidity		Working temperature 0-50°C, storage temperature -30-70°C, 20%-95%RH without condensation	

Notice: * will be released soon.



74*74*A structure

Model	A(mm)
MV-CH120-10TM/C	72.4
MV-CH250-21TM/20TC	72.7
MV-CH310-10TM	
MV-CH650-90TM	



74*74*B structure

Model	B(mm)
MV-CH120-10TM/C	78.4
MV-CH250-21TM/20TC	78.7
MV-CH310-10TM	
MV-CH650-90TM	

CH Series Camera Link Area Scan Camera



Key Features

- Equipped with excellent image sensor. High dynamic range, superior signal-to-noise ratio and outstanding image quality
- Implanting powerful ISP algorithms such as PRNUC/FPNC and LSC to ensure imaging consistency
- Class 100 purification process control. Quality control leads in industry
- Support Base, Medium, Full and 80-bit mode. Pixel clock frequency can be selected to match cables with different transmission distances
- Compatible with Camera Link protocol and GenICam standard, and the third-party software
- CE, FCC, RoHS, KC certification



Specifications

Model	Sensor			Pixel Size	Shutter Mode	Resolution	Frame Rate	Data Interface	Mono	Color
	Model	Type	Size							
MV-CH050-10CM	IMX250	CMOS	2/3"	3.45μm	Global	2432×2048	140fps	Camera Link	✓	
MV-CH050-11CM*	IMX264	CMOS	2/3"	3.45μm	Global	2432×2048	35.7fps	Camera Link	✓	
MV-CH050-10CC	IMX250	CMOS	2/3"	3.45μm	Global	2432×2048	140fps	Camera Link		✓
MV-CH120-10CM*	IMX253	CMOS	1.1"	3.45μm	Global	4096×3000	50.9fps	Camera Link	✓	
MV-CH120-11CM*	IMX304	CMOS	1.1"	3.45μm	Global	4096×3000	23.4fps	Camera Link	✓	
MV-CH120-10CC*	IMX253	CMOS	1.1"	3.45μm	Global	3840×3000	68.1fps	Camera Link		✓
MV-CH250-20CM*	PYTHON 25K	CMOS	23mm×23mm	4.5μm	Global	5120×5120	31.3fps	Camera Link	✓	
MV-CH1010-10CM*	IMX461	CMOS	55mm×32.87mm	3.76μm	Rolling	11648×8740	8fps	Camera Link	✓	

Notice:* will be released soon.

Parameter	Model	MV-CH050-10CM/C MC-CH050-11CM*	MV-CH120-10CM/C* MV-CH120-11CM*
Exposure Range		M: 15μs-10sec C: 4μs-10sec	1μs-10sec
Dynamic Range		75.4dB	71.6dB
Pixel Format		Mono 8/10/12 Bayer 8/10/12	
I/O		6-pin Hirose connector provides power supply and I/O, including opto-isolated input x1, opto-isolated output x1, bi-directional non-isolated I/O x1	
Power Consumption		Approx.3.25W@12VDC	Approx.4.7W@12VDC
Power Supply		9-24VDC	
Dimension		44mm×29mm×59mm	
Weight		Approx.100g	
Lens Mount		C-Mount	
Temperature/Humidity		Working temperature 0-50°C, storage temperature -30-70°C, 20%-80%RH without	


Notice:* will be released soon.

Parameter	Model	MV-CH250-20CM*	MV-CH1010-10CM*
Exposure Range		45μs-10sec	14μs-10sec
Dynamic Range		59dB	78dB
Pixel Format		Mono 8	Mono 8/10/12/16
I/O		12-pin Hirose connector provides power supply and I/O, including opto-isolated input x1, opto-isolated output x1, bi-directional non-isolated I/O x1, RS232 x1	
Power Consumption		Approx.9.4W@12VDC	Approx.14W@24VDC
Power Supply		9-24VDC	12-24VDC
Dimension		70mm×70mm×44.3mm	90mm×90mm×71.5mm
Weight		Approx.380g	Approx.790g
Lens Mount		M58*0.75, optical back focal length 11.48mm	M72*0.75, optical back focal length 19.55mm
Temperature/Humidity		Working temperature 0-50°C, storage temperature -30-70°C, 20%-95%RH without	

Notice:* will be released soon.



44*29*59 structure



70*70*44.3 structure



90*90*71.5 structure

CH Series CoaXPress Area Scan Camera



Key Features

- Equipped with excellent image sensor. High dynamic range, superior signal-to-noise ratio and outstanding image quality
- Implanting powerful ISP algorithms such as PRNUC/FPNC and LSC to ensure imaging consistency
- Class 100 purification process control. Quality control leads in industry
- Four-channel CXP-6 or CXP-12 output, ultra-high transmission bandwidth
- Compatible with CoaXPress protocol and GenICam standard, and the third-party software
- CE, FCC, RoHS, KC certification



Specifications

Model	Sensor			Pixel Size	Shutter Mode	Resolution	Frame Rate	Data Interface	Mono	Color
	Model	Type	Size							
MV-CH250-90XM*	GMAX0505	CMOS	1.1"	2.5µm	Global	5120×5120	150fps	CoaXPress	✓	
MV-CH310-10XM	IMX342	CMOS	22.3mm×16.7mm	3.45µm	Global	6464×4852	17.9fps	CoaXPress	✓	
MV-CH430-90XM	GMAX0806	CMOS	22.16mm×15.22mm	2.8µm	Global	7904×5432	16.4fps	CoaXPress	✓	
MV-CH650-90XM	GMAX3265	CMOS	29.9mm×22.4mm	3.2µm	Global	9216×7000	31.5fps	CoaXPress	✓	
MV-CH650-90XC*	GMAX3265	CMOS	29.9mm×22.4mm	3.2µm	Global	9216×7000	31.5fps	CoaXPress		✓
MV-CH1510-10XM	IMX411	CMOS	66.7mm	3.76µm	Rolling	14208×10640	6.2fps	CoaXPress	✓	
MV-CH1510-10XC*	IMX411	CMOS	66.7mm	3.76µm	Rolling	14208×10640	6.2fps	CoaXPress		✓
MV-CH1510-11XM*	IMX411	CMOS	66.7mm	3.76µm	Rolling	14208×10640	6.2fps	CoaXPress	✓	

Notice: * will be released soon.

Parameter	Model	MV-CH250-90XM*	MV-CH310-10XM	MV-CH430-90XM
Exposure Range		12µs-10sec	Ultra-short exposure mode: 3µs-33µs ADC8bit mode: 47µs-2sec ADC12bit mode: 36µs-2sec	12µs-2sec
Dynamic Range		63dB	73dB	69dB
Pixel Format		Mono 8/10/12		
GPIO		12-pin Hirose connector provides I/O, including opto-isolated input x 1, opto-isolated output x 1, bi-directional non-isolated I/O x 1, RS232 x 1		
Power Consumption		Approx.7.2W@12VDC	Approx.9.1W@12VDC	Approx.7.2W@12VDC
Power Supply		9-24VDC		
Dimension		80mm×80mm×85mm	M58-Mount, with fan: 74mm×74mm×69.8mm F-Mount, with fan: 74mm×74mm×75.6mm	M58-Mount, with fan: 74mm×74mm×70.8mm F-Mount, with fan: 74mm×74mm×76.8mm
Weight		Approx.650g	M58-mount, with fan: Approx.540g F-mount, with fan: Approx.650g	M58-mount, with fan: Approx.540g F-mount, with fan: Approx.650g
Lens Mount		F-Mount, optical back focal length 46.5mm	M58*0.75, optical back focal length 11.48mm or F-Mount, optical back focal length 46.5mm	M58*0.75, optical back focal length 11.48mm or F-Mount, optical back focal length 46.5mm
Temperature/Humidity		Working temperature 0-50°C, storage temperature -30-70°C, 20%-95%RH without condensation		

Notice: * will be released soon.


Parameter	Model	MV-CH650-90XM/C*	MV-CH1510-10XM/C*	MV-CH1510-11XM*
Exposure Range		14µs-10sec	15µs-10sec	15µs-10sec
Dynamic Range		66dB	78dB	78dB
Pixel Format		Mono 8/10/12 Bayer 8/10/12	Mono 8/10/12 Bayer 8/10/12	Mono 8/10/12/16
GPIO		12-pin Hirose connector provides I/O, including opto-isolated input x 1, opto-isolated output x 1, bi-directional non-isolated I/O x 1, and RS232 x 1		
Power Consumption		Approx.12W@12VDC	Approx.17W@24VDC	Approx.55W@24VDC(Cooling mode) Approx.21W@12VDC(Uncooled mode)
Power Supply		9-24VDC	12-24VDC	24VDC
Dimension		M58-Mount, with fan: 74mm×74mm×70.4mm F-Mount, with fan: 74mm×74mm×76.4mm	100mm×100mm×74.3mm	120mm×120mm×84.6mm
Weight		M58-mount, with fan: Approx.470g F-mount, with fan: Approx.500g	Approx.1kg	Approx.1.9kg
Lens Mount		M58*0.75, optical back focal length 11.48mm or F-Mount, optical back focal length 46.5mm	M72*0.75, optical back focal length 19.55mm	M72*0.75, optical back focal length 19.55mm
Temperature/Humidity		Working temperature 0-50°C, storage temperature -30-70°C, 20%-95%RH without condensation		

Notice: * will be released soon.



74*74*A structure

Model	A(mm)
MV-CH310-10XM	69.8
MV-CH430-90XM	70.8
MV-CH650-90XM	70.4



74*74*A structure

Model	A(mm)
MV-CH310-10XM	75.6
MV-CH430-90XM	76.8
MV-CH650-90XM	76.4



100*100*74.3 structure



120*120*84.6 structure

Line Scan Camera



CL Series Line Scan Camera

Key Features

- Support automatic or manual adjustment of gain, exposure time, etc.
- Support customizing ROI
- Support multiple trigger modes, including hardware trigger, software trigger and free run mode
- Support PRNU and FPN correction
- Multiple ISP algorithms, enhance image quality
- Compatible with GigE Vision, CameraLink protocol and GenICam standard and can be easily connected to third-party software platforms
- CE, FCC, RoHS, KC certification



Specifications

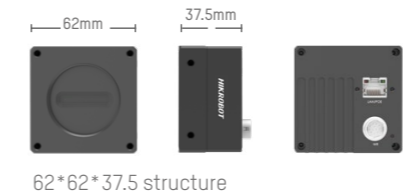
Model	Sensor Type	Pixel Size	Resolution	Line Rate	Data Interface	Mono	Color
MV-CL021-40GM	CMOS	7μm	2048×1	51kHz	GigE	✓	
MV-CL020-416C	CMOS	7μm	2048×2	26kHz	GigE		✓
MV-CL022-406C*	CMOS	7μm	2048×2	26kHz	GigE		✓
MV-CL042-906M*	CMOS	7μm	4096×2	80kHz	GigE	✓	
MV-CL042-906C*	CMOS	7μm	4096×2	29kHz	GigE		✓
MV-CL084-906M*	CMOS	5μm	8192×4	13kHz	GigE	✓	
MV-CL084-90CM	CMOS	5μm	8192×4	100kHz	Camera Link	✓	
MV-CL086-90CC	CMOS	5μm	8192×6	34kHz	Camera Link		✓

Notice: * will be released soon.

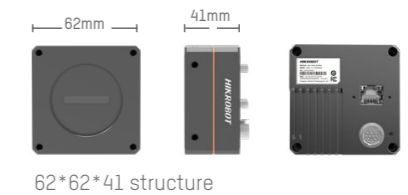
Parameter	Model	MV-CL020-416C	MV-CL021-40GM MV-CL022-406C*
Exposure Range		2μs-10ms	
Dynamic Range		60dB	
Pixel Format		Mono 8/10/12 Bayer RG 8/10/10p/12/12p	Mono 8/10/10p/12/12p Bayer RG 8/10/10p/12/12p
GPIO		12-pin Hirose connector provides power supply and I/O, including differential input x2, differential output x2, bi-directional configurable I/O x 1	
Power Consumption		Approx.4W@12VDC	Approx.4 W@12 VDC
Power Supply		12VDC, PoE supported	
Dimension		62mm×62mm×37.5mm	
Weight		Approx.170g	
Lens Mount		M42*1.0, optical back focal length 12mm, supporting C-Mount, F-Mount and other mounts via lens adapter	
Temperature		Working temperature 0-50°C, storage temperature -30-70°C, 20%-80%RH without condensation	
Humidity		20%-80%RH without condensation	

Parameter	Model	MV-CL042-906M/C*	MV-CL084-906M*	MV-CL084-90CM MV-CL086-90CC
Exposure Range		5μs-10ms	3μs-10ms	3μs-10ms
Dynamic Range		65.6dB	62dB	62dB
Pixel Format		Mono 8/10/10p/12/12p Bayer RG 8/10/10p/12/12p RGB8/BGR8	Mono8/10/12	Mono 8/10/12 RGB 8"
GPIO		12-pin Hirose connector provides power supply and I/O, including differential input x2, differential output x2, bi-directional configurable I/O x 1	12-pin Hirose connector provides power supply and I/O, including differential input x2, differential output x2, bi-directional configurable I/O x 1	12-pin Hirose connector provides power supply and I/O, including differential input x2, differential output x2, Camera Link I/O(CC1/CC2/CC3/CC4)
Power Consumption		M:Approx.6W@12VDC C:Approx.8W@12VDC	Approx.12W	M:Approx.8W@12VDC C:Approx.10.8W@12VDC
Power Supply		12-24VDC	12-24VDC	12-24VDC
Dimension		62mm×62mm×41mm	80mm×80mm×49.4mm	150mm×80mm×23.8mm
Weight		Approx.280g	Approx.400g	Approx.400g
Lens Mount		M42*1.0, optical back focal length 12mm, supporting F-Mount, C-Mount and other mounts via lens adapter	M72*0.75, optical back focal length 10.1mm, supporting F-Mount via lens adapter	M72*0.75, optical back focal length 10.1mm, supporting F-Mount via lens adapter
Temperature		Working temperature -20-55°C, storage temperature -30-80°C	Working temperature -10-50°C, storage temperature -30-70°C	Working temperature 0-50°C, storage temperature -30-70°C
Humidity		5%-90%RH without condensation	20%-80%RH without condensation	20%-80%RH without condensation


Notice: * will be released soon.



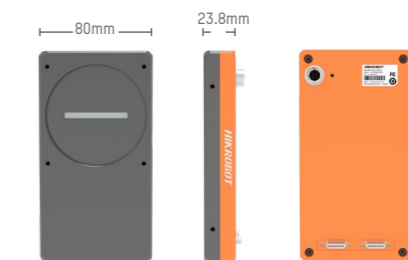
62*62*37.5 structure



62*62*41 structure



80*80*49.4 structure



150*80*23.8 structure



Board Level Camera




■ CB Series Board Level Camera

Key Features

- Single-board simplified design. Support flexible installation and configuration
- Support access to mainstream embedded development boards for quick secondary development
- Compact structure, bare board, C interface, M12 interface are available
- USB3.0 interface, support USB interface power supply, low power consumption
- Compatible with machine vision protocols and GenICam standard, and the third-party software
- CE, FCC, RoHS, KC certification



Board structure



C-Mount structure



M12-mount structure

Specifications

Model	Sensor			Pixel Size	Shutter Mode	Resolution	Frame Rate	Data Interface	Mono	Color
	Model	Type	Size							
MV-CB013-20UM-B/C/S	PYTHON 1300	CMOS	1/2"	4.8μm	Global	1280×1024	170fps	USB3.0	√	
MV-CB013-20UC-B/C/S	PYTHON 1300	CMOS	1/2"	4.8μm	Global	1280×1024	170fps	USB3.0		√
MV-CB060-10UM-B/C/S	IMX178	CMOS	1/1.8"	2.4μm	Rolling	3072×2048	17fps	USB3.0	√	
MV-CB060-10UC-B/C/S	IMX178	CMOS	1/1.8"	2.4μm	Rolling	3072×2048	29fps	USB3.0		√
MV-CB120-10UM-B/C/S	IMX226	CMOS	1/1.7"	1.85μm	Rolling	4032×3036	28fps	USB3.0	√	
MV-CB120-10UC-B/C/S	IMX226	CMOS	1/1.7"	1.85μm	Rolling	4032×3036	21fps	USB3.0		√

Parameter	Model	MV-CB013-20UM-B/C/S MV-CB013-20UC-B/C/S	MV-CB060-10UM-B/C/S MV-CB060-10UC-B/C/S	MV-CB120-10UM-B/C/S MV-CB120-10UC-B/C/S
Exposure Time		M:40μs-10sec	M:27μs-2.5sec	M:11μs-2sec
		C:65μs-10sec	C:16μs-2.5sec	C:23μs-2sec
Dynamic Range		59.6dB	71.3dB	70.5dB
Pixel Format		Mono 8/10/10p/12/12p Bayer RG 8/10/10p/12/12p	Mono 8/10/10p/12/12p Bayer RG 8/10/10p/12/12p	Mono 8/10/10p/12/12p Bayer RG 8/10/10p/12/12p
GPIO		bi-directional configurable I/O x2		
Power Consumption		<2.28W@5VDC	<2.0W@5VDC	<2.45W@5VDC
Power Supply		Power over USB3.0 supported		
Dimension		B:32.5mm×32.5mm×1.6mm		
		C:35mm×35mm×8.6mm		
		S:35mm×35mm×8.6mm		
Weight		B:Approx.10g		
		C:Approx.30g		
		S:Approx.30g		
Lens Mount		B: N/A		
		C: C-Mount		
		S: M12-mount		
Temperature/Humidity		Working temperature 0-50°C, storage temperature -30-70°C, 20%-80%RH without condensation		

Smart Camera

SC7000 Series Smart Camera

Key Features

- Built-in deep learning based visual tools, implementing character recognition, object recognition, item sorting, etc.
- Support semi-automatic focusing to realize the production of products in multiple sizes with one equipment
- Mass storage supported, selectively store device logs and classified pictures
- A variety of light sources are available for selection to adapt to different production environments
- Rich IO interfaces provide access for multiple input and output signals
- Multiple LED indicators indicating realtime status for debugging and maintenance
- Support multiple communication modes, including Gigabit Ethernet, serial port, TCP, UDP, ftp, EtherNet/IP, Modbus, Profinet, etc.
- CE, FCC, KC certification



Specifications

Parameter	Model	MV-SC7016M/C
Vision Tools		DL character recognition, DL character positioning, DL classification, DL target detection, Feature matching, position correction, Blob analysis, color conversion
Communication Protocols		TCP, UDP, serial port, IO, Modbus, PROFINET, Ethernet/IP, FTP
Operating Method		Via web based interface
Pixel Size		3.45 μm×3.45 μm
Sensor Size		1/2.9"
Resolution		1408×1024
Frame Rate		60fps
Mono/Color		Mono/Color
Data Interface		Gigabit Ethernet (1000Mbit/s)
I/O		12-pin M12 connector provides power and I/O, including 3 opto-isolated input, 3 opto-isolated output and 1 RS-232
Power Supply		12~24VDC
Power Waste		Approx.7.5W@24V DC (Light source disabled) Approx.18W@24V DC (Light source enabled)
Focal Length		M12-Mount:6/12/15mm
Lens Mount		M12-Mount, semi-automatic focusing
Lens Cap		Transparent lens cap. Polarization lens cap is optional
Lighting		Integrated white light. Red/Blud/NIR are optional.
Dimension		118.7mm×78mm×73.2mm
Weight		Approx. 520g
IP Level		IP67 (under proper installation of lens and wiring)
Temperature/Humidity		Working temperature 0-50°C, storage temperature -30-70°C, 20%-95%RH without condensation

Parameter	Model	MV-SC7060M
Vision Tools		DL character recognition, DL character positioning, DL classification, DL target detection, Feature matching, position correction, Blob analysis
Communication Protocols		TCP, UDP, serial port, IO, Modbus, PROFINET, Ethernet/IP, FTP
Operating Method		Via web based interface
Pixel Size		2.4 μm×2.4 μm
Sensor Size		1/1.8"
Resolution		3072×2048
Frame Rate		30fps
Mono/Color		Mono
Data Interface		Gigabit Ethernet (1000Mbit/s)
I/O		12-pin M12 connector provides power and I/O, including 3 opto-isolated input, 3 opto-isolated output and 1 RS-232
Power Supply		12~24VDC
Power Waste		Approx.7.5W@24V DC (Light source disabled) Approx.18W@24V DC (Light source enabled)
Focal Length		M12-Mount:8/12mm
Lens Mount		M12-Mount, semi-automatic focusing;C-Mount
Lens Cap		Transparent lens cap. Polarization lens cap is optional
Lighting		Integrated white light. Red/Blud/NIR are optional.
Dimension		118.7mm×78mm×73.2mm
Weight		Approx. 520g
IP Level		IP67 (under proper installation of lens and wiring)
Temperature/Humidity		Working temperature 0-50°C, storage temperature -30-70°C, 20%-95%RH without condensation



■ SC2000 Series Vision Sensor

Key Features

- Using embedded hardware platform for high-speed image processing
- Implanting high precision positioning and measurement algorithms to detect absence/presence, front/back, position, size, etc.
- Rich IO interfaces provide access for multiple input and output signals
- Multiple LED indicators indicating realtime status for debugging and maintenance
- Optimized light cup ensures brightness uniformity
- Support multiple communication protocols: Fast Ethernet, serial port, TCP, UDP, ftp, etc.
- CE, FCC, KC certification



Model	MV-SC2004PM	MV-SC2004PC
Parameter		
Vision Tools	Feature matching, fixture, find line, find circle, measure brightness, blob, detect distance, measure line to line, measure point and line, N point calibration, coordinate conversion	Feature matching, fixture, find line, find circle, measure brightness, blob, detect distance, measure line to line, measure point and line, N point calibration, coordinate conversion, color extraction, color measurement, color transformation, color recognition
Communication Protocols	TCP, UDP, serial port, IO, Modbus, PROFINET, Ethernet/IP, FTP	
Operating Method	Via web based interface	
Pixel Size	6.9 μm×6.9 μm	
Sensor Size	1/2.9"	
Resolution	704×540	
Frame Rate	100fps	
Mono/Color	Mono	Color
Data Interface	Fast Ethernet (100Mbit/s)	
I/O	2 non-isolated input, 3 non-isolated output and 3 bidirectional I/O (NPN/PNP configurable output); Support external trigger via top physical trigger button	
Power Supply	12-24VDC	
Power Waste	Approx. 5.4W@12VDC	Approx. 8.6W@12VDC
Focal Length	6mm/12.4mm/14.8mm	
Lens Mount	M12-Mount, manual focus supported	
Lens Cap	Transparent lens cap. Polarization lens cap is optional	
Lighting	8 LEDs: White/Red/Blue/NIR 48 LEDs: White/Red/Blue	
Dimension	65.2mm×65.2mm×42mm	
Weight	Approx. 240g	
IP Level	IP67 (under proper installation of lens and wiring)	
Temperature/Humidity	Working temperature 0-50°C, storage temperature -30-70°C, 20%-95%RH without condensation	

Model	MV-SC2016PM	MV-SC2016PC
Parameter		
Vision Tools	Feature matching, fixture, find line, find circle, measure brightness, blob, detect distance, measure line to line, measure point and line, N point calibration, coordinate conversion	Feature matching, fixture, find line, find circle, measure brightness, blob, detect distance, measure line to line, measure point and line, N point calibration, coordinate conversion, color extraction, color measurement, color transformation, color recognition
Communication Protocols	TCP, UDP, serial port, IO, Modbus, PROFINET, Ethernet/IP, FTP	
Operating Method	Via web based interface	
Pixel Size	3.45μm×3.45μm	
Sensor Size	1/2.9"	
Resolution	1408×1024	
Frame Rate	60fps	
Mono/Color	Mono	Color
Data Interface	Fast Ethernet (100Mbit/s)	
I/O	2 non-isolated input, 3 non-isolated output and 3 bidirectional I/O (NPN/PNP configurable output); Support external trigger via top physical trigger button	
Power Supply	12-24VDC	
Power Waste	Approx. 8.6W@12VDC	
Focal Length	6mm/12.4mm/14.8mm	
Lens Mount	M12-Mount, manual focus supported	
Lens Cap	Transparent lens cap. Polarization lens cap is optional	
Lighting	8 LEDs: White/Red/Blue/NIR 48 LEDs: White/Red/Blue	
Dimension	65.2mm×65.2mm×42mm	
Weight	Approx. 240g	
IP Level	IP67 (under proper installation of lens and wiring)	
Temperature/Humidity	Working temperature 0-50°C, storage temperature -30-70°C, 20%-95%RH without condensation	



Open Platform Smart Camera

Key Features

- Excellent sensor platform for high-speed image data acquisition
- Open platform for users to develop their own application based systems
- Rich IO interfaces provide access for multiple input and output signals
- Provide multiple trigger modes adapted to diversified application scenarios
- Multiple LED indicators indicating realtime status to assist the configuration and debugging on site
- Optional interface expansion module including USB interface and VGA output
- IP67 protection level, meeting the requirement of strict industrial environment
- CE, FCC, RoHS certification



Parameter	Model	MV-SI600-38GM/GC MV-SI608-38GM/GC	MV-SI610-08GM MV-SI618-08GM
Operating Method		MV-SI6*0-*8GM/GC:MVS MV-SI6*8-*8GM/GC:MVS, VisionMaser	
Sensor		PYTHON1300	PYTHON2000
Pixel Size		4.8µm×4.8µm	
Sensor Size		1/2"	2/3"
Resolution		1280×1024	1920×1200
Frame rate		80fps	50fps
Pixel Format		Mono8 Bayer GB 8,RGB8	Mono8
Mono/Color		Mono/Color	Mono
System Framework		Intel® X86 framework. Intel® E3845, quad-core CPU, 1.9 GHz	
Operating System		MV-SI*0-*8GM/GC: Win 7 MV-SI*8-*8GM/GC: Win 10, VisionMaster encryption-free installation and ues.	
Memory		DDR3L 4GB	
Storage		MV-SI6*0-*8GM/GC: 32GB SSD MV-SI6*8-*8GM/GC: 128GB SSD	
Data Interface		Gigabit Ethernet (1000Mbit/s)	
I/O		12-pin M12 connector provides power and I/O, including 3 opto-isolated input and 3 opto-isolated output	
Expansion Interface		17-pin extended interface for connecting extended module	
Power Supply		9-24VDC	
Power Consumption		Approx.24W@24VDC	
Lens Mount		C-Mount	
Lighting/Lens Cap		Integrated light and transparent lens cap	
Dimension		126mm×66mm×113.2mm	
Weight		Approx.750g	
IP Protection Level		IP67 (under proper installation of lens and wiring)	
Temperature/Humidity		Working temperature 0-50°C, storage temperature -30-70°C, 20%-95%RH without condensation	

Parameter	Model	MV-SI620-38GM/GC MV-SI628-38GM/GC	MV-SI630-08GM/GC MV-SI638-08GM/GC	MV-SI640-08GM MV-SI648-08GM
Operating Method		MV-SI6*0-*8GM/GC:MVS MV-SI6*8-*8GM/GC:MVS, VisionMaser		
Sensor		PYTHON5000	IMX178	IMX267
Pixel Size		4.8µm×4.8µm	2.4µm×2.4µm	3.45µm×3.45µm
Sensor Size		1"	1/1.8"	1"
Resolution		2592×2048	3072×2048	4096×2160
Frame rate		30fps	17fps	30fps
Pixel Format		Mono8 Bayer GB 8,RGB8	Mono8 Bayer GB 8,RGB8	Mono8
Mono/Color		Mono/Color	Mono/Color	Mono
System Framework		Intel® X86 framework. Intel® E3845, quad-core CPU, 1.9 GHz		
Memory		DDR3L 4GB		
Storage		MV-SI6*0-*8GM/GC: 32GB SSD MV-SI6*8-*8GM/GC: 128GB SSD		
Data Interface		Gigabit Ethernet (1000Mbit/s)		
I/O		12-pin M12 connector provides power and I/O, including 3 opto-isolated input and 3 opto-isolated output		
Expansion Interface		17-pin extended interface for connecting extended module		
Power Supply		9-24VDC		
Power Consumption		Approx.34W@24VDC	Approx.34W@24VDC	Approx.24W@24VDC
Lens Mount		C-Mount		
Lighting/Lens Cap		Integrated light and transparent lens cap		
Dimension		126mm×66mm×113.2mm		
Weight		Approx.750g		
IP Protection Level		IP67 (under proper installation of lens and wiring)		
Temperature/Humidity		Working temperature 0-50°C, storage temperature -30-70°C, 20%-95%RH without condensation		



Smart Code Reader

■ ID3000 Series Smart Code Reader

Key Features

- Selecting excellent sensor, high-speed acquisition of images
- External focusing knob, providing quick focus method
- A single cable provides rich IO interfaces, can access multiple input and output signals
Ring indicator light on the top to quickly observe the working status
- External waterproof debugging button, support external trigger
- Double side waistline result indicator, code reading status OK/NG can be viewed from multiple angles
Modular light source design, controllable branch and convenient replacement
- IP67 protection, cope with harsh industrial application environment



Specifications

Parameter	Model	MV-ID3004PM	MV-ID3016PM
Symbologies		1D Codes: Code 39, Code 93, Code 128, CodaBar, EAN, ITF25, etc. 2D Codes: QR, DM, etc.	
Frame Rate		60fps	50fps
Reading Speed		60 codes/s	
Pixel Size		6.9 μm×6.9 μm	3.45 μm×3.45 μm
Sensor Size		1/2.9"	
Resolution		704×540	1408×1024
Communication Protocols		SmartSDK, TCP Client, UDP, Serial, FTP, HTTP, TCP Server, PROFINET, MC Protocol, EtherNet/IP, MODBUS	
Software		IDMVS	
Data Interface		Fast Ethernet (100Mbit/s)	
I/O		Including 3 opto-isolated input, 3 opto-isolated output, 1 RS-232 serial port	
Power Supply		24VDC	
Power Consumption		Approx.20W@24VDC (light source is enabled)	
Lens Mount		M12-Mount, manual focus supported	
Focal Length		6mm/12mm/14.8mm	
Lens Cap		Transparent lens cap. Polarization lens cap is optional	
Lighting		Wide angle: White/Red/Blue Spotlight: White/Red/Blue/IR	
Dimension		65.2 mm×65.2 mm×42 mm	
Weight		Approx. 250g	
IP Protection Level		IP67 (under proper installation of waterproof lens cap)	
Temperature/Humidity		Working temperature 0-50°C, storage temperature -30-70°C, 20%-95%RH without condensation	



■ ID5000 Series Smart Code Reader


Key Features

- Select 1.6MP-12MP high-performance sensor, high-speed image data acquisition and excellent image quality
- Built-in deep learning code reading algorithm. Adapt to a variety of complex working conditions with robustness
- Optional mechanical focus lens, auto-focusing and easy debugging
- Support digital scoring of coding level and check the print quality of 2D code
- Support TCP/IP, Serial, FTP, PROFINET, Ethernet/IP and other transmission protocols
- Multifunctional indicator on the top. Support customization and quickly observe the working status
- Integrated shunt controllable lighting module provide diverse options
- IP67 protection, cope with harsh industrial application environment



Specifications

Parameter	Model	MV-ID5016M	MV-ID5060M	MV-ID5120M
Symbologies		1D Codes: Code 39, Code 93, Code 128, CodaBar, EAN, ITF25, etc. 2D Codes: QR, DM, etc.		
Frame Rate		60fps	30fps	28fps
Reading Speed		90 codes/s	90 codes/s	84 codes/s
Pixel Size		3.45μm×3.45μm	2.4μm×2.4μm	3.2 μm × 3.2 μm
Sensor Size		1/2.9"	1/1.8"	1"
Resolution		1408×1024	3072×2048	4096×3072
Communication Protocols		SmartSDK, TCP Client, UDP, Serial, FTP, HTTP, TCP Server, PROFINET, MC Protocol, EtherNet/IP, ModBus		
Lens Focal Length		6mm/12mm/15mm/25mm	8mm/12mm/16mm/25mm	--
Software		IDMVS		
Data Interface		Gigabit Ethernet (1000Mbit/s)		
I/O		12-pin M12 connector provides power and I/O, including 3 opto-isolated input, 3 opto-isolated output, 1 RS-232 serial port		
Power Supply		24VDC		
Power Consumption		Approx.48W@24VDC (light source is enabled)	Approx.20W@24VDC (light source is enabled)	Approx.12W@24VDC
Lens Mount		M12-Mount, mechanical autofocus lens	M12-Mount, mechanical autofocus lens	C-Mount
Lens Cap		Transparent lens cap. Polarization lens cap is optional	Transparent lens cap. Polarization lens cap is optional	Transparent lens cap
Lighting		White/Red/Blue/NIR	White/Red/Blue/NIR	-
Dimension		118.7mm×78mm×73.2mm	118.7mm×78mm×73.2mm	109.5mm×64.4mm×109mm
Weight		Approx. 520g	Approx. 520g	Approx. 470g
IP Protection Level		IP67 (under proper installation of waterproof lens cap)		
Temperature/Humidity		Working temperature 0-50°C, storage temperature -30-70°C, 20%-95%RH without condensation		



109.5*78*73.2 structure



118.7*78*92.7 structure



109.5*64.4*109 structure

■ ID6000 Series Smart Code Reader

Key Features

- Provide 20MP and 12MP ultra high resolution, covering a enormous field of view
- Provide 8.9MP high-resolution global shutter, adapt to high-speed scenes and provide 4K horizontal resolution
- Provide logistics-specific deep learning barcode reading algorithms to deal with various types of distortion, wrinkles, dirt, and broken barcodes in logistics scenarios
- Support multiple barcode recognition and waybill cutout
- Gigabit transmission, support original image output and archive
- Support networking, construct multi-code reader system through codemaster
- IP67 protection, cope with harsh industrial application environment



Specifications

Parameter	Model	MV-ID6089M-00C-NNG	MV-ID6120M-00C-NNG	MV-ID6200M-00C-NNG
Symbologies		1D Codes: Code 39, Code 93, Code 128, CodaBar, EAN, ITF25, etc. 2D Codes: QR, DM, etc.		
Frame Rate		30fps	20fps	12.5fps
Reading Speed		90 codes/s	60 codes/s	36 codes/s
Pixel Size		3.45μm×3.45μm	1.85μm×1.85μm	2.4 μm×2.4 μm
Sensor Size		1"	1/1.7"	1"
Resolution		4096×2160	4096×3000	5440×3648
Communication Protocols		SmartSDK, TCP Client, Serial, FTP, HTTP, TCP Server		
Software		IDMVS		
Data Interface		Gigabit Ethernet (1000Mbit/s)		
I/O		12-pin M12 connector provides power and I/O, including 3 opto-isolated input, 3 opto-isolated output and 1 RS-232 serial port		
Power Supply		12-24VDC		
Power Consumption		Approx.12W@24VDC		
Lens Mount		C-Mount		
Lens Cap		Transparent lens cap		
Dimension		126 mm×66 mm×113.2 mm		
Weight		Approx. 750g		
IP Protection Level		IP67 (under proper installation of waterproof lens cap)		
Temperature/Humidity		Working temperature 0~50°C, storage temperature -30~70°C, 20%~95%RH without condensation		



3D Camera

Line Laser 3D Camera


Key Features

- Built-in HDR and volume measure algorithm
- Sub-pixel algorithm technology, accuracy up to 5mm
- High power laser module, wider dynamic range
- Narrow band filter, stronger anti-interference ability
- Support original image, point cloud data or volume result output
- CE, FCC, RoHS certification



Specifications

Parameter	Model	MV-DL1617-05L	MV-DL2025-04H-H
Near FOV		1000mm	
Far FOV		2235mm	2600mm
Clearance Distance (CD)		750mm	650mm
Measurement Range (MR)		1000mm	
Accuracy		±5mm	
Inspection Speed		1.5m/s@±5mm Accuracy	3m/s@±5mm Accuracy
Scan Rate		200Hz@1m³ MR	600Hz@1m³ MR
Data Format		Original image, point cloud data	Original image, point cloud data or Volume result.
Sync Signal Mode		External trigger, Encoder input trigger(up to 10k)	External trigger, Encode input trigger(up to 15k)
Data Interface		Gigabit Ethernet	
I/O		5-pin M12 connector including 1 bidirectional I/O	12-pin M12 connector including 3 opto coupler isolated inputs, 3 opto coupler isolated outputs
Power Consumption		< 11 W@12VDC	<10w@12VDC
Laser Class		3B@200mw	3B@500mw
Dimension		549.4mm×65mm×160mm	354.1mm×65mm×123.4mm
Weight		< 5kg	<1.6Kg
Temperature/Humidity		Working temperature 0-45°C, storage temperature -30-80°C, 20%-85%RH without condensation	



Binocular 3D Camera


Key Features

- Built-in high-precision algorithms of measurement
- NIR laser module, wider dynamic range
- Narrow-band filter design effectively suppresses ambient light interference
- Support depth data or volume measurement data output
- CE, FCC, RoHS certification



Specifications

Parameter	Model	MV-DS135-06GM-L	MV-DB1612-05H
Near FOV		640mm×540mm	1100mm×950mm
Far FOV		1040mm×840mm	2050mm×1750mm
Clearance Distance (CD)		900mm	1000mm
Measurement Range (MR)		500mm	800mm
Accuracy		±8mm	±5mm
Scan Rate		14fps@Depth data	11fps@Depth data, 4fps@Volume data
Data Output		Raw image, Depth data	Raw image, Depth data, Volume data (L/W/H)
Data Interface		Gigabit Ethernet	
I/O		12-pin M12 connector and 1 RS232 serial port	
Power Consumption		< 8W@12VDC	< 10W@12VDC
Laser Class		3R	
Dimension		140mm×45mm×58mm	181.6mm×46mm×55.2mm
Weight		< 700g	< 800g
Temperature/Humidity		Working temperature 0-45°C, storage temperature -30-80°C, 20%-85%RH without condensation	



Vision Box

VB Series Vision Controller


Key Features

- On-board Intel E3845 SoC, 1.91GHz CPU
- 4GB DDR3L memory, reliable SSD storage
- 3 Intel chip GigE ports with enhanced anti-surge design to ensure the stability of vision system
- Multiple opto-isolated input and opto-isolated output
- Provide light interface for external light control
- 2 independent HDMI output
- CE, FCC, RoHS certification



Specifications

Parameter	Model	MV-VB2210-120G	MV-VB2220-120G
Processor		Intel E3845, Quad-core 1.91GHz	
Memory		4GB DDR3L-1333	
Storage		128GB SSD	
Graphics		Integrated Gen7 GPU Support hardware-accelerated 3D imaging Support hardware-accelerated decoding of multiple video formats	
OS		Windows 7/10	
Display		HDMI port x2, support independent display output, maximum resolution 2560*1600	
GPIO		opto-isolated input x4, opto-isolated output x4	
Light Interface		1 voltage-control interface: 0-24 VDC output voltage with Max. 24W power consumption	1 current-control interface: 700mA output current with Max. 5W power consumption
Network		3 standard RJ45 Intel I210 GigE Ethernet ports	
USB		USB 3.0 x1, USB 2.0 x3, optional built-in USB 2.0 x1	
Serial Port		half-duplex RS485 port (non-isolated) x1, RS232 x1	
Power Supply		DC 24V/2.5A	
Power Consumption		34W	26W
Dimension		134.8mm×91mm×45mm	
Weight		Approx. 650g	
Temperature/Humidity		0-50°C, 20%-80%RH without condensation	



VC3000 Series Vision Controller

Key Features

- Intel SkyLAKE platform CPU powering the processing performance
- Rich expansion slots for frame grabber interface expansion with strong stability
- Provide 12 I/O interfaces
- Adopt Intel GigE network card, ensuring fast and stable data transmission; POE is available for option
- Built-in dual USB3.0 dongle interfaces, to ease the setup and maintenance on site
- Serial port expansion module, light source expansion module and IO expansion module can be installed as needed



Specifications

Parameter	Model	MV-VC3201-128G60	MV-VC3202-128G60	MV-VC3301-128G60	MV-VC3302-128G60
Processor		Intel G5400T	Intel G5400T	Intel i3-8100T	Intel i3-8100T
Memory		8GB DDR4			
Storage		128G SSD	128G SSD + 2T HDD	128G SSD	128G SSD + 2T HDD
Graphics		Intel® HD Graphics 610			
OS		Windows 10			
Display		HDMI port x1, VGA port x1, support independent display output			
I/O		opto-isolated input x3, opto-isolated output x8 (support NPN/PNP switch)			
Light Interface		6 Intel GigE Ethernet ports			
Network		USB 2.0 x4, USB 3.0 x4	USB 2.0 x4, USB 3.0 x4, built-in USB 3.0 x1	USB 2.0 x4, USB 3.0 x4	USB 2.0 x4, USB 3.0 x4, built-in USB 3.0 x1
USB		RS232/RS422/RS485 x2			
Serial Port		-	PCIe16 x1, mSATA x1	-	PCIe16 x1, mSATA x1
Expansion Interface		Serial port expansion module(MV-VC-SR004): RS-232×4 Light source expansion module(MV-VC-LV004): constant voltage interface×4, Max current 2.5A, Max power consumption 70W IO expansion module(MV-VC-I0016): opto-isolated input x8, opto-isolated output x8 (support NPN/PNP switch)			
Power Supply		24V DC			
Power Consumption		60W			
Dimension		Main module:161.4mm×208.5mm×105.5mm Serial port expansion module: 161.6mm×198.5mm×35.5mm Light source expansion module: 166.3mm×198.5mm×35.5mm IO expansion module: 157.4mm×198.5mm×35.5mm			
Weight		Main module: Approx. 2.1kg Expansion module: Approx. 0.8kg			
Temperature/Humidity		0-48°C, 20%-95%RH without condensation			

Parameter	Model	MV-VC3303-128G60	MV-VC3501-128G60	MV-VC3502-128G60	MV-VC3503-128G60
Processor		Intel i3-8100T	Intel i5-8500T	Intel i5-8500T	Intel i5-8500T
Memory		8GB DDR4			
Storage		128G SSD + 2T HDD	128G SSD	128G SSD + 2T HDD	128G SSD + 2T HDD
Graphics		Intel® HD Graphics 610			
OS		Windows 10			
Display		HDMI port x1, VGA port x1, support independent display output			
I/O		opto-isolated input x3, opto-isolated output x8 (support NPN/PNP switch)			
Light Interface		6 Intel GigE Ethernet ports			
Network		USB 2.0 x4, USB 3.0 x4, built-in USB 3.0 x1	USB 2.0 x4, USB 3.0 x4	USB 2.0 x4, USB 3.0 x4, built-in USB 3.0 x1	USB 2.0 x4, USB 3.0 x4, built-in USB 3.0 x1
USB		RS232/RS422/RS485 x2			
Serial Port		PCIe16 x1, mSATA x1	~	PCIe16 x1, mSATA x1	PCIe16 x1, mSATA x1
Expansion Interface		Serial port expansion module(MV-VC-SR004): RS-232x4 Light source expansion module(MV-VC-LV004): constant voltage interfacex4, Max current 2.5A, Max power consumption 70W IO expansion module(MV-VC-I0016): opto-isolated input x8, opto-isolated output x8 (support NPN/PNP switch)			
Power Supply		24V DC			
Power Consumption		60W			
Dimension		Main module:161.4mm×208.5mm×105.5mm Serial port expansion module: 161.6mm×198.5mm×35.5mm Light source expansion module: 166.3mm×198.5mm×35.5mm IO expansion module: 157.4mm×198.5mm×35.5mm			
Weight		Main module: Approx. 2.1kg Expansion module: Approx. 0.8kg			
Temperature/Humidity		0~48°C, 20%-95%RH without condensation	0~60°C, 20%-95%RH without condensation	0~60°C, 20%-95%RH without condensation	0~60°C, 20%-95%RH without condensation



VC4000 Series Vision Controller

Key Features


- 6th-generation Intel SkyLAKE platform CPU powering the processing performance
- Support independent graphics card up to GTX1660Ti, boosting deep learning applications
- Rich expansion slots for frame grabber interface expansion with strong stability
- Integrated 4-way constant voltage light interface, supporting power, intensity and trigger control of external light
- Provide 16 I/O interfaces, supporting NPN/PNP switch of output
- Adopt Intel GigE network card, ensuring fast and stable data transmission; Expanded POE network card available for option
- Built-in dual USB3.0 dongle interfaces, to ease the setup and maintenance on site
- CCC certification



Specifications

Parameter	Model	MV-VC4519-128G20	MV-VC4510-128G60	MV-VC4719-128G20 *	MV-VC4710-128G60 *
Processor		Intel i5-6500 3.2GHz, Max Turbo Frequency 3.6GHz		Intel i7-6700 3.4GHz, Max Turbo Frequency 4.0GHz	
Memory		8GB DDR3L			
Storage		128G SSD, expandable 2.5" SATA			
Graphics		Intel® HD Graphics 530			
OS		Windows 7/10			
Display		HDMI port x1, VGA port x1, support independent display output, maximum resolution 4096 × 2304 @24Hz			
I/O		opto-isolated input x8, opto-isolated output x8 (support NPN/PNP switch)			
Light Interface		4-way 24V constant voltage interface supporting light intensity control: Max current 2.5A, Max power consumption 70W; Support light mode switch (strobe/constant) by external trigger			
Network		2 Intel GigE Ethernet ports	2 Intel GigE Ethernet ports, 1 Intel POE network card with 4 GigE Ethernet ports	2 Intel GigE Ethernet ports	2 Intel GigE Ethernet ports, 1 Intel POE network card with 4 GigE Ethernet ports
USB		USB 3.0 x8, built-in USB 3.0 x2			
Serial Port		RS-232 x2			
Expansion Interface		PCIe16 x1 or PCIe8 x2, PCI x1, PCIe4 x1			
Power Supply		100 ~ 240V AC			
Power Consumption		≤350 W	≤250 W	≤350 W	≤250 W
Dimension		306mm×180mm×287mm			
Weight		Approx. 7.5kg			
Temperature/Humidity		-10~50°C, 20%-95%RH without condensation			

Notice:* will be released soon.



Lens

HF-E Series (1/1.8" 6MP)

Key Features

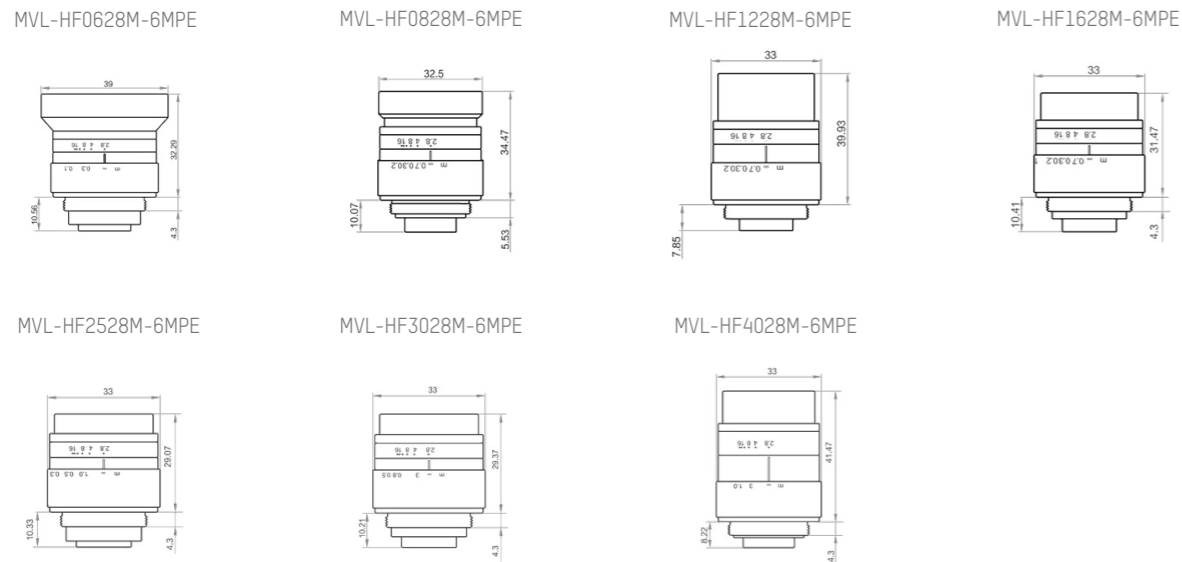
- Higher image clarity and contrast ratio
- Ultra-low distortion and higher relative illumination rate
- Good optical performance at ultra-short working distance
- Compact design, convenient for device integration



Specifications

Model	Focal Length(mm)	F No.	Distortion	Field of View			M.O.D (m)	Filter Thread	Mount	Operating Temperature
				D	H	V				
MVL-HF0628M-6MPE	6	F2.8-F16	-0.10%	72.9°	63.2°	44.6°	0.1	M37.5*0.5	C-Mount	-10~50°C
MVL-HF0828M-6MPE	8	F2.8-F16	-0.39%	58.0°	49.5°	34.2°	0.1	M30.5*0.5	C-Mount	-10~50°C
MVL-HF1228M-6MPE	12	F2.8-F16	-0.22%	40.6°	34.2°	23.2°	0.1	M27*0.5	C-Mount	-10~50°C
MVL-HF1628M-6MPE	16	F2.8-F16	-0.14%	31.0°	26.0°	17.5°	0.1	M27*0.5	C-Mount	-10~50°C
MVL-HF2528M-6MPE	25	F2.8-F16	-0.07%	20.1°	16.8°	11.2°	0.2	M27*0.5	C-Mount	-10~50°C
MVL-HF3028M-6MPE	30	F2.8-F16	-0.08%	14.4°	12.0°	8.0°	0.2	M27*0.5	C-Mount	-10~50°C
MVL-HF4028M-6MPE	40	F2.8-F16	-0.07%	10.1°	8.4°	5.6°	0.25	M27*0.5	C-Mount	-10~50°C

Dimension(unit: mm)



HF-P Series (1/1.8" 10MP)

Key Features

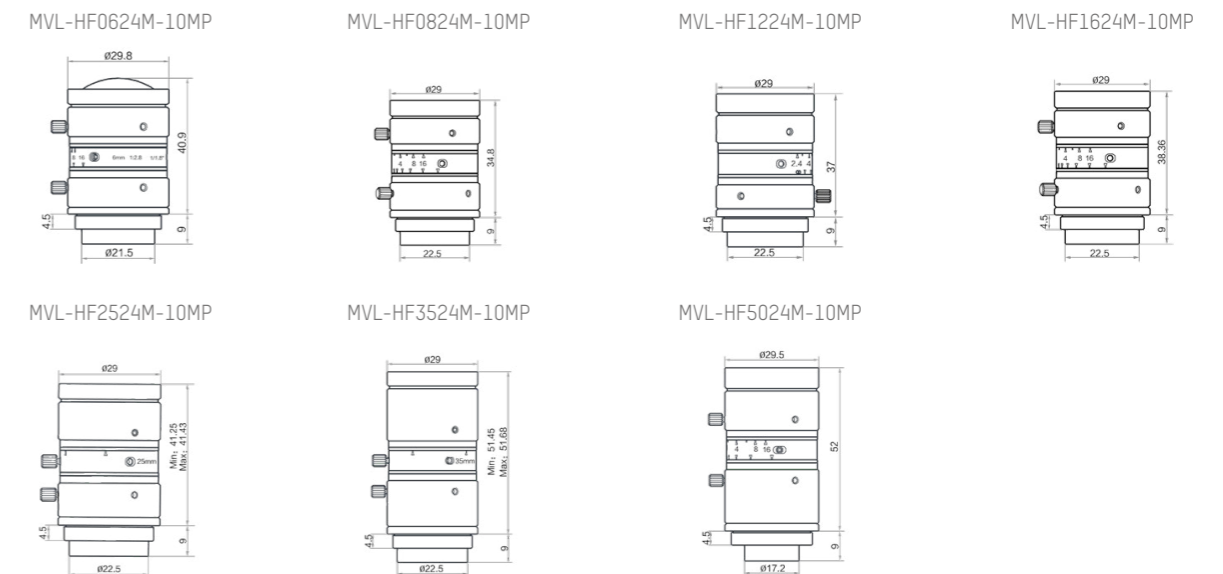
- Ultra-high resolution and consistency of image clarity
- Bigger aperture, lower distortion and higher relative illumination rate
- Achromatic optical system design, better performance with color camera
- Excellent vibration resistance performance, optical axis shifting within pixel level
- Good stability at high and low temperature
- Multilayer and broadband coating design, compatible with visible and near-infrared applications



Specifications

Model	Focal Length(mm)	F No.	Distortion	Field of View			M.O.D (m)	Filter Thread	Mount	Operating Temperature
				D	H	V				
MVL-HF0624M-10MP	6	F2.4-F16	0.37%	73.96°	62.46°	44.05°	0.1	~	C-Mount	-10~50°C
MVL-HF0824M-10MP	8	F2.4-F16	-0.67%	58.81°	49.56°	34.04°	0.1	M27*0.5	C-Mount	-10~50°C
MVL-HF1224M-10MP	12	F2.4-F16	0.15%	40.2°	33.6°	22.9°	0.1	M27*0.5	C-Mount	-10~50°C
MVL-HF1624M-10MP	16	F2.4-F16	-0.02%	30.17°	25.07°	16.92°	0.1	M27*0.5	C-Mount	-10~50°C
MVL-HF2524M-10MP	25	F2.4-F16	-0.01%	19.67°	16.19°	10.85°	0.1	M27*0.5	C-Mount	-10~50°C
MVL-HF3524M-10MP	35	F2.4-F16	0.01%	13.47°	11.03°	7.34°	0.15	M27*0.5	C-Mount	-10~50°C
MVL-HF5024M-10MP	50	F2.4-F16	0.03%	9.10°	7.48°	5.00°	0.3	M27*0.5	C-Mount	-10~50°C

Dimension(unit: mm)



MF Series (2/3" 8MP)

Key Features

- Ultra-high resolution and consistency of image clarity
- Ultra-low distortion and higher relative illumination
- Achromatic optical system design, better image performance with color camera
- Supports ultra-short working distance with good optical performance
- Compact design, excellent vibration resistance and high and low temperature performance

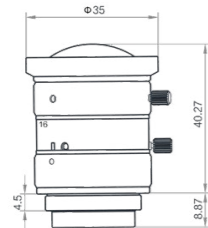


Specifications

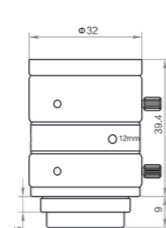
Model	Focal Length(mm)	F No.	Distortion	Field of View			M.O.D (m)	Filter Thread	Mount	Operating Temperature
				D	H	V				
MVL-MF0828M-8MP	8	F2.8-F16	0.28%	68.46	54.97	47.06	0.1	~	C-Mount	-10-50°C
MVL-MF1228M-8MP	12	F2.8-F16	0.28%	48.6	37.9	32.04	0.1	M30.5*0.5	C-Mount	-10-50°C
MVL-MF1628M-8MP	16	F2.8-F16	0.33%	37.39	28.9	24.33	0.1	M27*0.5	C-Mount	-10-50°C
MVL-MF2528M-8MP	25	F2.8-F16	0.01%	23.23	17.78	14.91	0.1	M27*0.5	C-Mount	-10-50°C
MVL-MF3528M-8MP	35	F2.8-F16	0.02%	15.26	11.65	9.76	0.15	M30.5*0.5	C-Mount	-10-50°C
MVL-MF5028M-8MP	50	F2.8-F16	0.01%	11.67	8.81	7.38	0.4	M27*0.5	C-Mount	-10-50°C

Dimension(unit: mm)

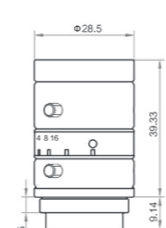
MVL-MF0828M-8MP



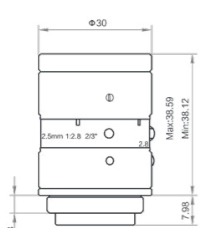
MVL-MF1228M-8MP



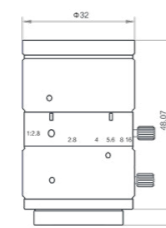
MVL-MF1628M-8MP



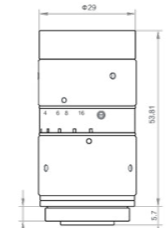
MVL-MF2528M-8MP



MVL-MF3528M-8MP



MVL-MF5028M-8MP



KF Series (1.1" 12MP)

Key Features

- High resolution, high definition of the whole image
- Low distortion, high illumination relative
- Maximum image format 1.1"
- Special optimization for machine vision light sources and sensors
- Excellent mechanism design, improve the shock resistance and high/low temperature stability
- Multilayer wide band coating, ensuring high transmittance of visible and near infrared light
- Support ultra short working distance, maintaining excellent optical properties at different object distances

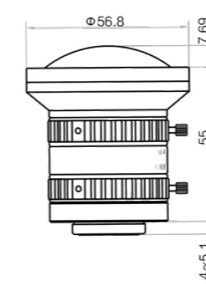


Specifications

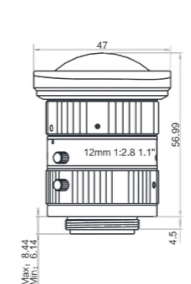
Model	Focal Length(mm)	F No.	Distortion	Field of View			M.O.D (m)	Filter Thread	Mount	Operating Temperature
				D	H	V				
MVL-KF0818M-12MP	8	F1.8-C	-4.12%	90.6°	77.16°	61.3°	0.3	~	C-Mount	-10-50°C
MVL-KF1228M-12MP	12	F2.8-F16	-1.79%	70.5°	59.8°	46.2°	0.1	~	C-Mount	-10-50°C
MVL-KF1628M-12MP	16	F2.8-F16	-1.30%	54.8°	44.9°	33.9°	0.1	M35.5*0.5	C-Mount	-10-50°C
MVL-KF2528M-12MP	25	F2.8-F16	0.40%	36.7°	29.6°	22.1°	0.15	M35.5*0.5	C-Mount	-10-50°C
MVL-KF3528M-12MP	35	F2.8-F16	-0.21%	26.7°	21.4°	15.9°	0.2	M35.5*0.5	C-Mount	-10-50°C
MVL-KF5028M-12MP	50	F2.8-F16	-0.05%	18.9°	15.1°	11.2°	0.3	M35.5*0.5	C-Mount	-10-50°C

Dimension(unit: mm)

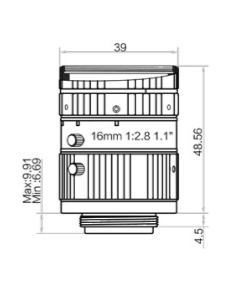
MVL-KF0818M-12MP



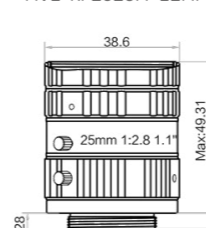
MVL-KF1228M-12MP



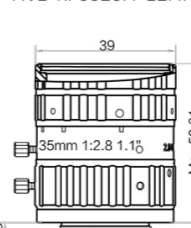
MVL-KF1628M-12MP



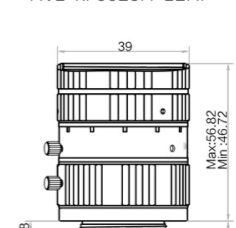
MVL-KF2528M-12MP



MVL-KF3528M-12MP



MVL-KF5028M-12MP



LF Series (Large Image Circle Lens)

Key Features

- Higher resolution, compatible with 3.1 μm pixel size
- Ultra-high resolution and consistency of image clarity
- Ultra-low distortion and high relative illumination
- Image circle φ46mm, applicable to large sensor area scan and 8K 5μm line scan cameras
- Optimized optical design for different magnification
- F-Mount can be extended to V-Mount



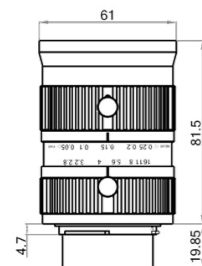
Specifications

Model	MVL-LF3528M-F*	MVL-LF5040M-F	MVL-LF8040M-F
Focal Length(mm)	35	50	80
F No.	F2.8-F16	F4.0-F32	F4.0-F32
Distortion	0.40%	-0.22%	0.04%
Field of View	D	41.96°	47.02°
	H	35.44°	39.77°
	V	24.05°	27.11°
M.O.D(m)	0.13	0.15	0.23
Recommended Magnification	0.01x-0.16x	0.01x-0.33x	0.04x-0.4x
Filter Thread	M58*0.75	M52*0.75	M52*0.75
Mount	F-Mount		
Operating Temperature	-10-50°C		

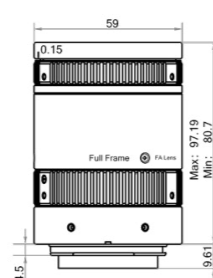
Notice: * will be released soon.

Dimension(unit: mm)

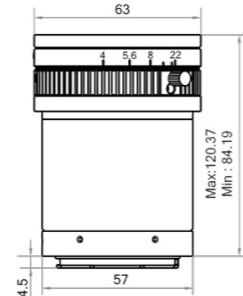
MVL-LF3528M-F



MVL-LF5040M-F



MVL-LF8040M-F



High Resolution Telecentric Lens

Key Features

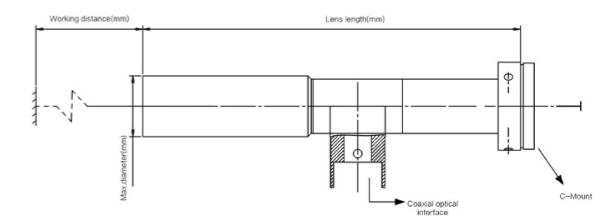
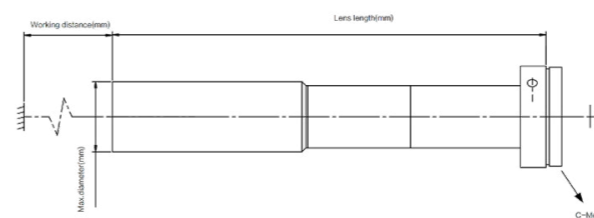
- Object telecentric design
- High resolution, contrast and relative illumination
- Ultra-low distortion
- Image format covers 1/2" and 2/3"
- Standard C-Mount



Specifications

Model	Amplification Factor	Working Distance (mm)	Image Format	DoF(mm)	Resolution (um)	TV-Distortion	Telecentricity	Aperture	Total Length (mm)	Maximum Diameter(mm)	Optional Coaxial Light Interface
MVL-MY-05-110-MP	0.5	110	2/3"	2.98	12	≤0.05%	≤0.1°	9.3	120.5	35	✓
MVL-MY-07-145-MP	0.7	145	2/3"	3.2	14.3	≤0.1%	≤0.2°	11.2	110.4	28	
MVL-MY-08-130-MP	0.8	130	2/3"	1.4	9.4	≤0.1%	≤0.1°	11.2	117.1	28	✓
MVL-MY-1-110-MP	1	110	2/3"	0.88	7.4	≤0.05%	≤0.1°	11	128.4	30	✓
MVL-MY-2-110-MP	2	110	2/3"	0.27	4.5	≤0.05%	≤0.1°	13.6	130.4	30	✓
MVL-MY-4-110-MP	4	110	2/3"	0.11	3.7	≤0.05%	≤0.1°	22	110.2	30	
MVL-HT-065-150	0.65	150	1/2"	1.93	10.53	≤0.2%	≤0.1°	10.2	87	26	✓
MVL-HT-05-110	0.5	110	1/2"	3	12.61	≤0.1%	≤0.1°	9.4	99.9	30	✓
MVL-HT-07-110	0.7	110	1/2"	1.63	9.59	≤0.12%	≤0.1°	10	114.17	28	✓
MVL-HT-1-110	1	110	1/2"	0.80	6.71	≤0.1%	≤0.1°	10	127	26	✓
MVL-HT-2-110	2	110	1/2"	0.32	5.37	≤0.1%	≤0.1°	16	118.94	24	✓
MVL-HT-05-65	0.5	65	1/2"	3.01	12.61	≤0.1%	≤0.1°	9.4	105.9	28	✓
MVL-HT-07-65	0.7	65	1/2"	1.63	9.59	≤0.1%	≤0.1°	10	91.75	24	✓
MVL-HT-1-65	1	65	1/2"	0.88	7.38	≤0.1%	≤0.1°	11	117	24	✓
MVL-HT-2-65	2	65	1/2"	0.32	5.37	≤0.1%	≤0.1°	16	119.83	22	✓

Dimension(unit: mm)



Machine Vision SDK

Overview

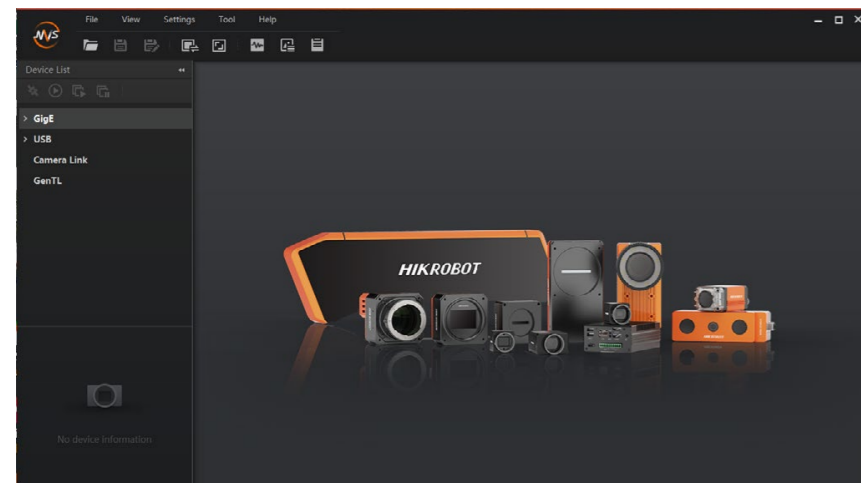
Hikrobot industrial camera SDK is based on GenICam standard, compliant with GigE Vision, USB3 Vision, Camera Link and CoaXPress standard, and can be used to control the connected industrial area cameras and line cameras, supporting camera image acquisition and secondary development.

Key Features

- High-performance GEV and U3V drivers improve image data transmission and processing capabilities.
- Provide GenTL standard library to access industrial cameras, such as CoaXPress cameras, greatly reducing the development workload.
- Rich API interfaces can be used to facilitate quick and effective secondary development.
- Support implement in Halcon, Labview, Sherlock and other software and can provide DirectShow developing kit.
- Various sample programs, source code, and development documentation are provided for quick start .
- Support further API encapsulation, plug-in, and other forms of customization.

Supported Platforms	Supported Programing Languages
Windows 32/64bits X86/ARM	C C++ C#
Linux 32/64bits MacOS 64bits	VB.NET PYTHON
Android System	Delphi JAVA

MVS



Download



SDK can be downloaded freely by the official website <http://en.hikrobotics.com/service/soft.htm?type=1>

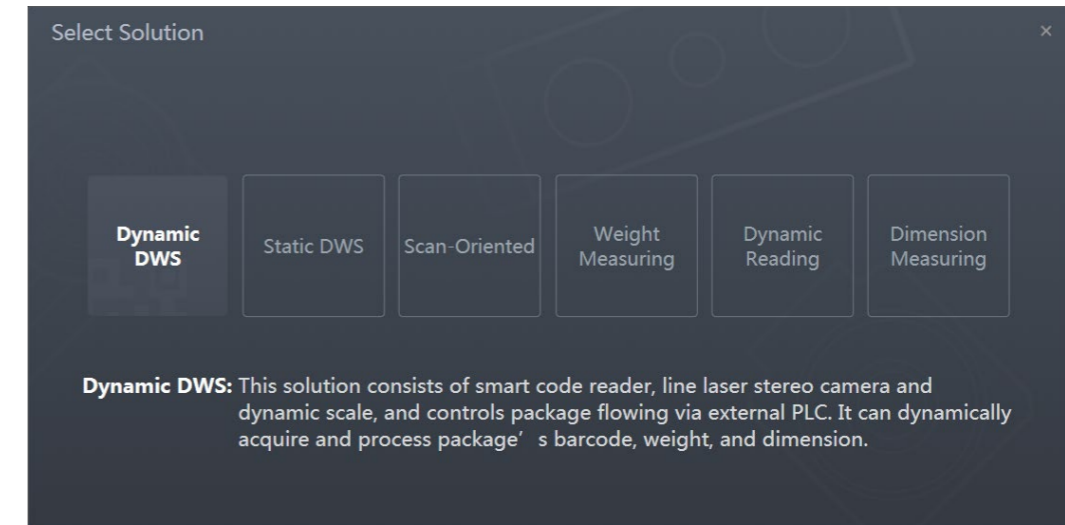
(Note: the QR code is a link to the download page of Hikrobot official website.)

CodeMaster Code-reading Platform

Hikrobot's CodeMaster is a comprehensive code-reading software platform, including data collection, image processing, communication output, data statistics and other functions. With strong compatibility and rich functions, the platform meets most demands of common code-reading application scenarios.

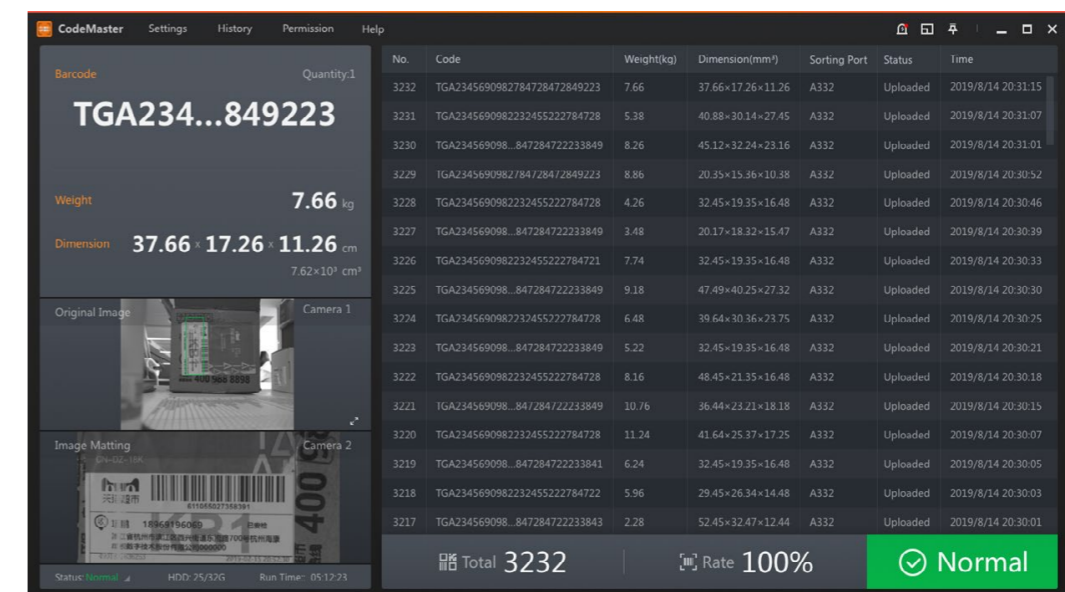
Diversified Solutions

- 6 typical solutions are provided for users to select based on their actual application scenarios.
- Support user-defined solution configuration: different tool modules can be combined and extended to create new solutions.



Informative Main Interface

The main interface of new style is rich and clear in information, including real-time information area, picture display area, history area, menu configuration area, quicklist area, etc.





Hikrobot

VISION, SEEING INFINITY
MACHINE VISION PRODUCT CATALOG

Distributed by



HIKROBOT

No.399 Danfeng Road, Binjiang District,
Hangzhou 310052, China
Tel: +86-0571-88967998
www.hikrobotics.com
V.101.EN.20Q3.1

Copyright Hikrobot
Hangzhou Hikrobot Technology Co., Ltd. All Rights Reserved. Hangzhou Hikrobot Technology does not tolerate any infringement. Any organization or individual may not imitate or reproduce in whole or in part of the content. The data herein is based on Hikrobot's internal evaluation. Actual data may vary depending on specific configuration and operating condition. The information herein is subject to change without notice. All the content has been checked conscientiously. Nevertheless, Hikrobot shall not be liable to damages resulting from errors, inconsistencies or omissions.